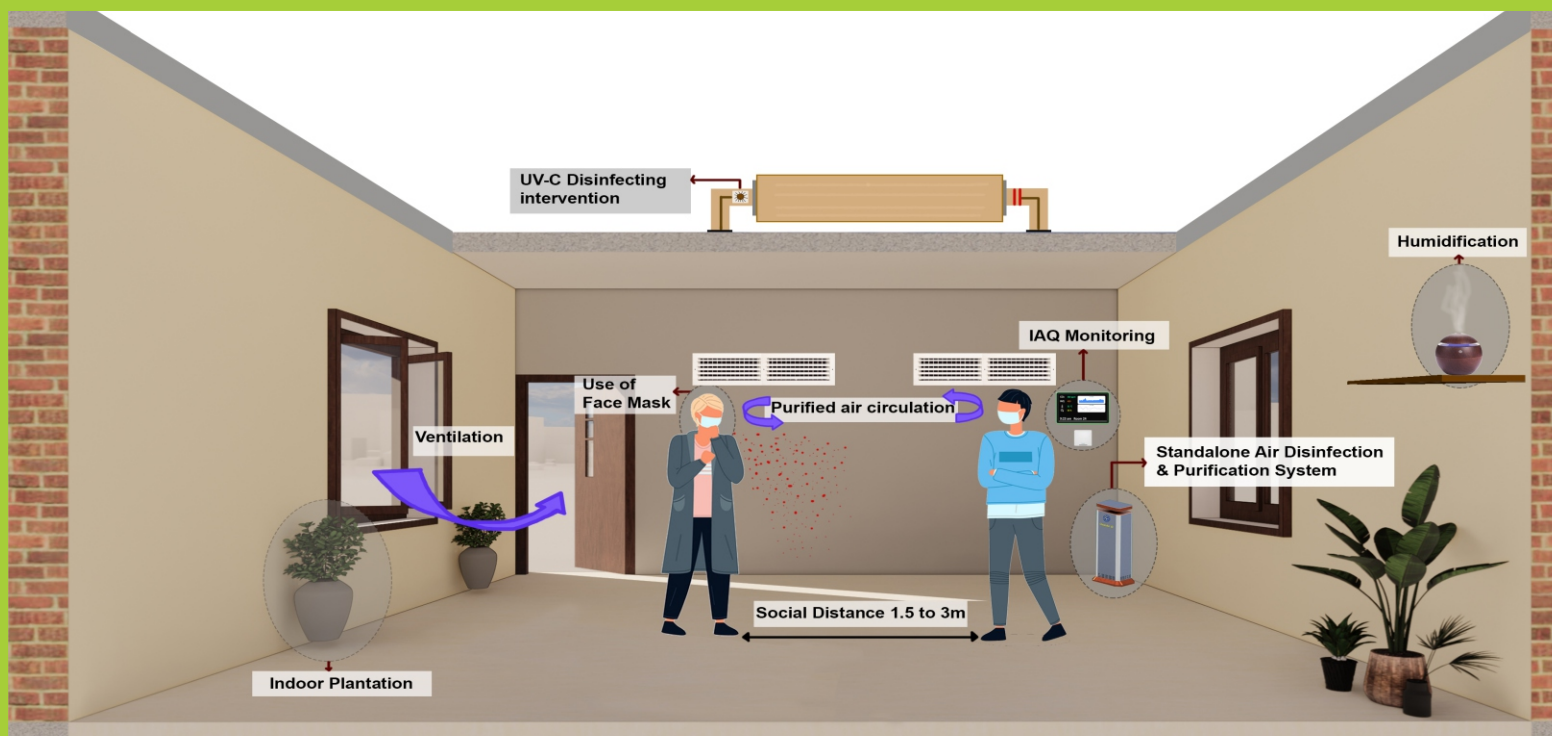


CSIR Guidelines on Ventilation of Residential and Office Buildings for SARS-CoV-2 Virus Version 2.0 (2022)



Council of Scientific & Industrial Research (CSIR)



CSIR Guidelines
on
Ventilation of
Residential and Office Buildings
for
SARS-CoV-2 Virus
Version 2.0 (2022)



Council of Scientific & Industrial Research (CSIR)

नमस्ते वायो ।
त्वमेव प्रत्यक्षं ब्रह्मासि ॥

हे वायु, आपको नमस्कार,
आप वास्तव में प्रत्यक्ष ब्रह्म हैं ॥

Disclaimer: This document expresses CSIR's views on “**Ventilation of Residential and Office Buildings for SARS-CoV-2 Virus**” based on the scientific knowledge and engineering expertise available with CSIR on COVID-19 at the time of publication. CSIR, the contributors and all those involved in the publication exclude all and any liability for any direct, indirect, incidental damages or any other damages that could result from, or be connected with, the use of the information presented in these guidelines – Version 2.0 (January 2022).

© Copyright CSIR. All rights reserved.

Executive Summary

The COVID-19 pandemic, caused by the infectious SARS-CoV-2 virus, has brought into focus COVID appropriate behaviour, which includes use of masks, social distancing and air ventilation as non-pharmacological approaches to combat the spread of infection. Early in the pandemic, guidelines adopted were based on the understanding that the virus transmission occurs largely via large droplets and suggested six - feet physical distancing and disinfection of surfaces as suitable mitigative measures. Even as the debate on the mode of transmission of COVID-19 continues, there has been increasing evidence for airborne route of transmission. CSIR laboratories, CCMB and IMTECH, have examined the extent of transmission via aerosols in terms of duration and distance, and in closed door spaces apart from hospitals and demonstrated that viral particles could be detected in air even after 2 hours of exit of infected persons from a room and at distances much greater than 2 meters as well. The aerosol route of transmission is now considered to be important by WHO, REHVA, ASHRAE and by health authorities in several countries.

Droplets of different size (0.05–500 μm) loaded with viruses are generated and expelled, especially by asymptomatic and pre-symptomatic infected people during talking, singing, coughing or sneezing etc. The distance of the particles that travel away from an infected person, depends on several factors including the size of the particles, type of respiratory activity, velocity, turbulent or laminar flow, direction, temperature and humidity of the surrounding airflow etc. While, the larger particles land on surfaces; the smaller aerosol particles stay airborne for relatively longer time (up to several hours). The airborne particles, which may be inhaled by other people and eventually transmit infection, are a major risk in indoor settings.

The most effective manner of reducing the effects on any contaminant is by dilution with fresh air and thus, there is a need of a paradigm shift in ventilation from space focused design to occupant focused design. In general, the ventilation, and indoor environmental systems must focus on source control, advanced air distribution and provide healthy and comfortable micro environment to each occupant when, where and as much as needed. Looking into the minimum recommended ventilation rates of 10 litres per second per person for the SARS-CoV-2 virus like situations, the ventilation rates mentioned in National Building Code (NBC) 2016 have been modified and the recommended Air Changes per Hour (ACH) values are provided in the report for the prevailing pandemic conditions. Maintaining a social distance of 1.5m to 3.0m, adopting different disinfection solutions and purified air circulation system for good ventilation in buildings and houses are some of the major measures for decreasing viral transmission. However, it is important to note that implementing only one or two of these measures may not help in limiting the COVID-19 cases and integrating these techniques/measures can provide a feasible solution.

Accordingly, these guidelines have been proposed for both naturally ventilated residential and office buildings, and mechanically ventilated residential and office buildings based on the scientific knowledge and engineering expertise available with CSIR. CSIR labs have also developed a variety of disinfectant solutions to ensure appropriate indoor air quality in residential and office buildings during COVID-19. The solutions developed by CSIR laboratories include a module based on UV-C light of 254 nm wavelength to deactivate the SARS-CoV-2 virus (CSIR-CSIO); indoor air purification scrubber system (CSIR-NEERI), essential oil based disinfectant solutions (CSIR-CIMAP) and unoccupied space disinfection by ozone (CSIR-CFTRI). Importantly, CSIR-IMTECH, is equipped with a Biosafety Level 3 (BSL3) facility for handling active SARS-CoV-2 wherein the effects of various decontamination solutions such as UV, Ozone, essential oils etc. on the virus viability are tested for effective and safe levels of the treatment determined for field implementation. Lastly, CSIR – CBRI, Roorkee has developed a Test Bed facility to integrate various disinfectant technologies into the HVAC ducts of buildings to validate the efficacy of these disinfectant, solutions for their applications in buildings. The CSIR-CBRI and CSIR-CSIO have jointly developed the technology on 'Standalone Air Purification and Disinfection System', filed an Indian Patent and transferred the technology to five industries. CSIR is also engaged in implementing the UV-C air duct disinfection system in auditoriums and large conference room of various CSIR labs, and other, state road transport buses, etc. which will provide a relatively safer environment for indoor activities in the current pandemic.

These guidelines (Version 2.0) are prepared based on the inputs and feedback received from many architects, engineers, and other stakeholders including the Research Council Members of CSIR-CBRI during the past six months on the Version 1.0 published during May 2021.

CSIR Guidelines on Ventilation of Residential and Office Buildings during SARS-CoV-2 (COVID-19)

Background

Ventilation of buildings is important to supply fresh air for (a) the respiratory comfort of occupants, (b) to dilute indoor air for odour control, (c) to remove any products of combustion or other contaminants in air as well as (d) maintaining good indoor environmental quality [1]. To accomplish this, architects and engineers give due consideration to ventilation design as per requirements depending upon the different room sizes in buildings in different climatic regions of the country conforming to National Building Code (NBC) of India. India is divided into five climatic zones as per NBC [1], i.e. (i) Hot - Dry, (ii) Warm - Humid, (iii) Composite, (iv) Temperate, and (v) Cold. The NBC classifies buildings into three types i.e. (a) naturally ventilated (b) mixed mode, and (c) mechanically ventilated [1].

In naturally ventilated buildings, the prime objective is to design free movement of air by orienting openings to face the direction of prevailing winds, wherein doors and windows are kept open on both windward and leeward sides to provide sufficient amount of through air flow. In normal habitable rooms devoid of any smoke generating source, the content of carbon dioxide (CO₂) in air rarely exceeds 0.5 percent to 1 percent and is, therefore, incapable of producing any ill effect. The amount of air flow required to keep the CO₂ concentration down to 1 percent is very small. The change in oxygen content is also too small under normal conditions to have any ill effects; in fact, the oxygen content may vary quite appreciably without noticeable effect on respiratory comfort if the carbon dioxide concentration is unchanged [2].

When contaminants are to be removed from air, the amount of fresh air required to dilute indoor air depends on the air space available per person and the degree of physical activity. The amount of air decreases as the air space available per person increases, and it may vary from 20 m³ to 30 m³ per person per hour. This would be the business as usual (BAU) scenario without considerations for airborne transmission of pathogens.

However, in COVID-19 like situations, 36m³ per person per hour (10 liters/person/second) is recommended as specified in EN 16798-1[3]. In rooms occupied by only a small number of persons, such an air change will automatically be attained in cool weather by normal leakage around windows and other openings, and the required number of air changes per hour may easily be secured in warm weather by keeping the openings open.

The NBC [1] recommends general ventilation standards based on the required oxygen, carbon dioxide and other air quality levels and for the control of body odours when no products of combustion or other contaminants are present in the air and the values of air changes. However, looking into the minimum recommended ventilation rates of 10 liters per second per person for the SARS-CoV-2 virus like situations, the ventilation rates mentioned in NBC 2016 have been modified and the recommended ACH values are given in Table 1 for the prevailing pandemic conditions.

Indoor Design

Heating, ventilation and air conditioning (HVAC) systems are employed to achieve thermal comfort inside buildings to occupants. The indoor air management design elements also have a direct relationship with

the building design. The importance of both the psychological and physiological factors in determining acceptable thermal comfort conditions should be kept in mind.

Table 1: Recommended values for ventilation rate (air changes per hour)

S. No.	Application	Air Changes per Hour (ACH) as per NBC 2016	Recommended ACH in SARS-CoV-2 Virus Scenarios
Residential Buildings			
1.	Living rooms	3 - 6	4 - 7
2.	Bedrooms	2 - 4	3 - 5
3.	Changing rooms, Bathrooms	6 - 10	8 - 12
4.	Corridors	5 - 10	6 - 12
5.	Entrance halls	3 - 5	4 - 6
6.	Garages	6 - 8	8 - 10
7.	Kitchen, Gymnasium	6, Min	10, Min.
8.	Basement / Cellar	3 - 10	4 - 12
9.	Laundries	10 - 30	12 - 36
10.	Lavatories	6 - 15	8 - 18
11.	Toilets	6 - 10	8 - 12
12.	Isolation (Quarantine) Room	-	10, Min.
Non-Residential Buildings			
1.	Assembly rooms, Banks	4 - 8	8 - 10
2.	Bakeries, Dye works	20 - 30	24 - 36
3.	Billiard rooms, Hospital wards	6 - 8	10 - 12
4.	Cafes and coffee bars, Compressor rooms, Recording studios	10 - 12	12 - 15
5.	Canteens, Restaurants, Dairies, Conference rooms	8 - 12	10 - 15
6.	Churches	1 - 3	10 - 15
7.	Cinemas and theatres, Hair dressing saloon, Photo and X-ray dark room	10 - 15	12 - 18
8.	Club rooms, Dance halls, Public house bars	12, Min	15, Min.
9.	Hospitals sterilising	15 - 25	18 - 30
10.	Hospital domestic	15 - 20	18 - 24

11.	Laboratories	6 - 15	8 - 18
12.	Lecture theatres	5 - 8	12, Min.
13.	Libraries	3 - 5	12, Min.
14.	Lift cars	20, Min	24, Min.
15.	Offices	6 - 10	12, Min.
16.	Paint shops (not cellulose)	10 - 20	12 -30
17.	Recording control rooms	15 - 25	18 - 30
18.	School rooms	5 - 7	12, Min.
19.	Shops and supermarkets	8 -15	10 - 18
20.	Shower baths	15 - 20	18 - 24
21.	Stores and warehouses	3 - 6	4 - 8
22.	Squash courts	4, Min	6, Min.
23.	Underground vehicle parking	6, Min	8, Min.
24.	Utility rooms	15 - 30	18 - 36

Note:

It is recommended that in heavy smoking zones and/or if the room is below the ground, the ventilation rates as specified are to be increased by 50 percent.

The following four environmental parameters are considered by architects and engineers while designing the HVAC system because these are directly controllable by an HVAC system: (a) Air temperature ($^{\circ}\text{C}$), (b) Radiant temperature ($^{\circ}\text{C}$), (c) Air speed (m/s), and (d) Relative humidity (percent). In addition to these four environmental parameters, there are two behavioural parameters that also affect thermal comfort but are not controllable by the HVAC system and they are: (a) Activity rate (W/m^2), and (b) Clothing insulation ($\text{m}^2 \cdot \text{K}/\text{W}$).

SARS-CoV-2 Virus (COVID -19)

Even as the debate on the extent of contribution of airborne mode to the transmission of COVID-19 continues, this route of transmission is now considered to be important by WHO, REHVA, ASHRAE and by health authorities in several countries. During breathing, talking, singing, etc. forces are generated due to rapid shearing flows, vocal cord movement, opening and closing of terminal airways. As a result, droplets of different size (0.05–500 μm) loaded with viruses are generated and expelled, especially by asymptomatic and pre-symptomatic infected people. So the air movement surrounding an infected person transports the particles. The distance of the particles travel away from the infected person depends on several factors, including size of the particles, type of respiratory activity, position of the head and the body of the person generating the particles, velocity, turbulent or laminar flow, direction, temperature and humidity of the surrounding airflow, individual differences between people with regard to respiratory activities, etc. [3-14].

At some distance, the larger particles land on surfaces (floor, furniture, body of another nearby person, etc.). The small particles stay airborne for relatively long time (up to several hours). The airborne particles may be inhaled by other people and eventually transmit infection. Results of different studies reveal that under typical indoor settings, the short range exposure occurs up to 1.5 m distance between infected and exposed persons. Above 1.5–3.0 m distance, long-range exposure is predominant. The risk for the short-range exposure is much higher than that for the long-range exposure [3-15].

The most effective manner of reducing the effects on any contaminant is by dilution with fresh air. Thus, ventilation is recognized as an efficient method for reducing the airborne transmission of pathogens; therefore, there is a need of a paradigm shift in ventilation from space focused design to occupant focused design. In general, the ventilation, and indoor environmental systems must focus on source control, advanced air distribution and provide healthy and comfortable microenvironment to each occupant when, where and as much as needed.

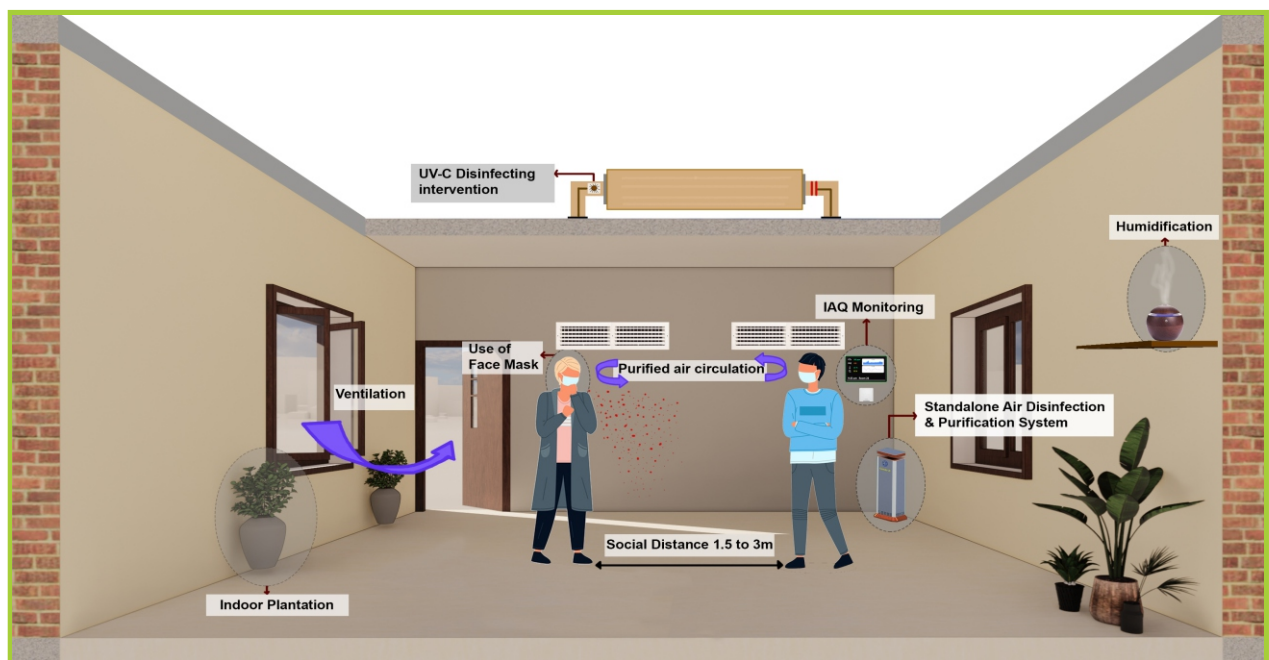


Figure 1: Schematic of maintaining a social distance and adopting disinfection solutions for good ventilation

Figure 1 shows a schematic of maintaining a social distance of 1.5m to 3.0m, and adopting different disinfection solutions and purified air circulation system for good ventilation in buildings and houses.

Implementing only one or two of these measures may not help in limiting the COVID-19 cases. However, integrating the techniques / measures shown in Figure 1 can account for a feasible solution.

Types of Ventilation Systems

General ventilation involves providing a building with relatively large quantities of outside air in order to improve general environment of the building. This is achieved in one of the following ways:(a) Natural supply and natural exhaust of air; (b) Natural supply and mechanical exhaust of air; (c) Mechanical supply and natural exhaust of air; and (d) Mechanical supply and mechanical exhaust of air. Figure 2 shows a broad classification of ventilation systems defined in various documents and standards [3-13].

Therefore, for each of these systems, different ventilation strategies and guidelines are required.

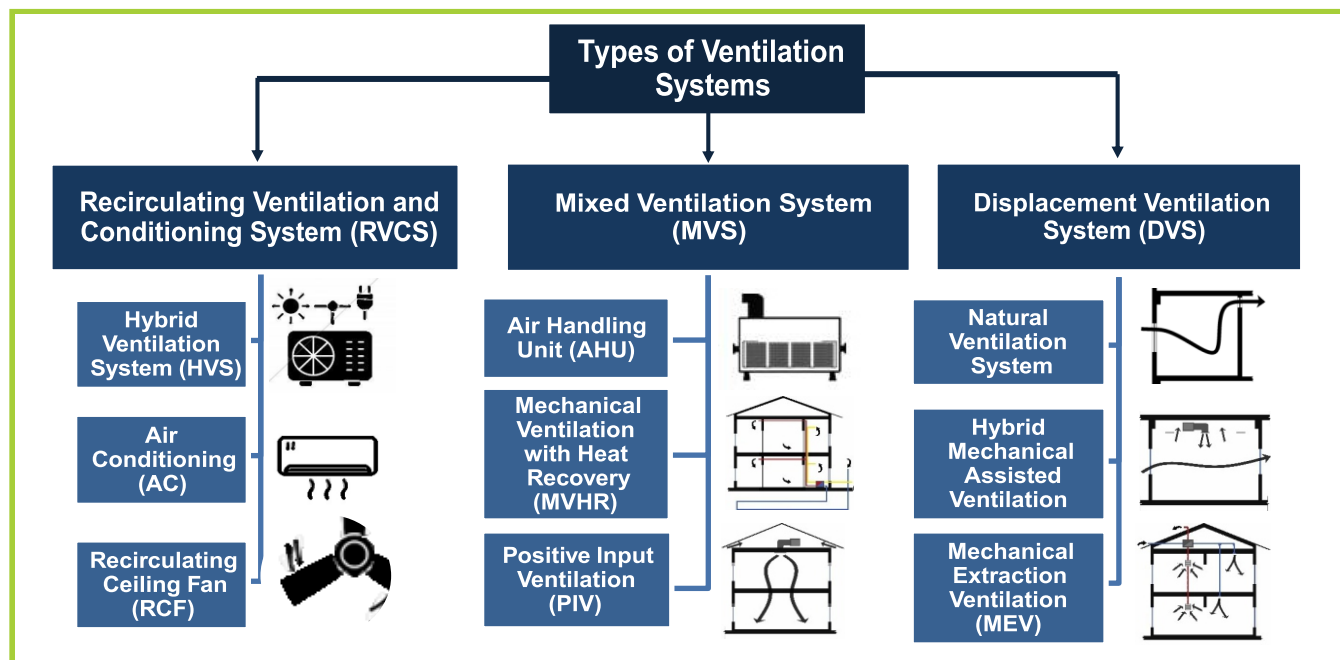


Figure 2: Types of ventilation systems

The scope of this document is limited to Mixed Ventilation System (MVS) having HVAC system with air handling units (AHUs) installed in office buildings and natural ventilation in residential and office buildings (Version 2.0).

Volume of Air Required, Evaluating Ventilation and Indices of Thermal Comfort

A comprehensive study has been carried out by CSIR to better understand the gap between the ventilation systems' functionality and the proposed requirements for SARS-CoV-2 Virus scenarios. So based on this, the general guidelines and strategies for natural ventilation as well as mechanical ventilation both in residential as well as office buildings have been formulated. Since mechanical and natural ventilation systems require different methods to evaluate the ventilation airflow rate, the following questions have been addressed before making recommendations and strategies [1 -2, 5].

(a) To assess the minimum ventilation rate in mechanical ventilation system

As each mechanical ventilation system is designed for specific airflow rates; the technical manual or the specifications of the systems are to be verified to know the capacity of the system deployed.

(b) To estimate the minimum ventilation rate in natural ventilation system.

The rate of ventilation based on wind action can be computed using the equation (1) as defined in the NBC [1]:

$$Q_w = k \times A \times V \dots\dots\dots(1)$$

where,

Q_w = Rate of flow (m³/hour)

k = Coefficient of effectiveness

- (i) $k = 0.025$ for rooms having windows on one external wall only (Figure 3 a)
- (ii) $k = 0.6$ for wind perpendicular to opening (Figure 3 b)
- (iii) $k = 0.3$ for wind at an angle less than 45° to opening (Figure 3 c)

A = Smallest opening area (m²)

V = Wind speed (m/h)

Example:

It is desired to find out the minimum area of ventilation openings in a Bedroom 3 x 3 x 3 m³ at Delhi.

According to CSIR Ventilation Guidelines, minimum air changes per hour needed under COVID-19 scenario is 5 ACH.

Therefore, Desired Rate of Fresh Air Supply = 3 x 3 x 3 x 5 = 135 m³/hr

In case of an Isolated Room with openings on opposite walls, the simplest relationship between the size of opening and the desired rate of air flow is given by the expression (Equation 1). From the data on wind speed given in Reference 17 (Fig. 5), it is observed that minimum mean monthly wind speed is approximately 3.6 km/hr.

Therefore, the minimum area (A) of ventilation on each wall oriented perpendicular to the prevailing wind direction is given by,

$$A = \frac{3 \times 3 \times 3 \times 5}{0.6 \times 3600} = 0.0625 \text{ m}^2 = 625 \text{ cm}^2$$

For obliquely incident wind, the required area on each wall will be approximately 1250 cm².

It is, therefore, seen that for a Room of normal size (3 x 3 x 3 m³), an opening of approximately 30 x 42 cm² on opposite wall will induce natural ventilation, which is quite sufficient for health considerations to achieve desired ACH in COVID-19 like scenarios. However, to achieve thermal comfort conditions, much larger openings are essential.

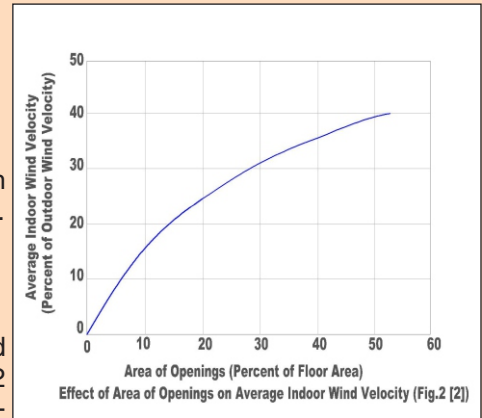
Therefore, to achieve thermal comfort conditions in New Delhi for the month of March.

- Mean Maximum Dry Bulb Temperature = 32°C
- Relative Humidity = 50%
- Mean Outdoor Wind Speed = 10 km/hr.
- Prevailing wind direction = South -West

The desired wind speed for thermal comfort, as determined for the given climatic data, determined from IS Code: 3362 [2] is equal to about 3.6 km/ hr.

$$= \frac{\text{Desired Indoor Wind Speed} \times 100}{\text{Outdoor Wind Speed}} = \frac{3.6 \times 100}{10} = 36\%$$

Hence, for achieving indoor wind speed equal to 36% of outdoor wind speed, the required window area on each wall as per Fig. 2 of IS Code:3362 [2] is approximately 36% of floor area. However, the optimum window-to-wall ratio defined in NBC 2016 shall be permissible.



Window on Single Side Wall and Exhaust Fan Design:

It is desired to find out the minimum area of ventilation openings in a Bedroom 3 x 3 x 3 m³ at Delhi. According to CSIR Ventilation Guidelines, 5 ACH are needed under COVID-19 scenario.

For the desired rate of fresh air supply = 3 x 3 x 3 x 5 = 135 m³/hr = ~ 80 CFM

Therefore, the size of ventilation, using exhaust fan for 80 CFM, 150 mm diameter fan may be suitable.

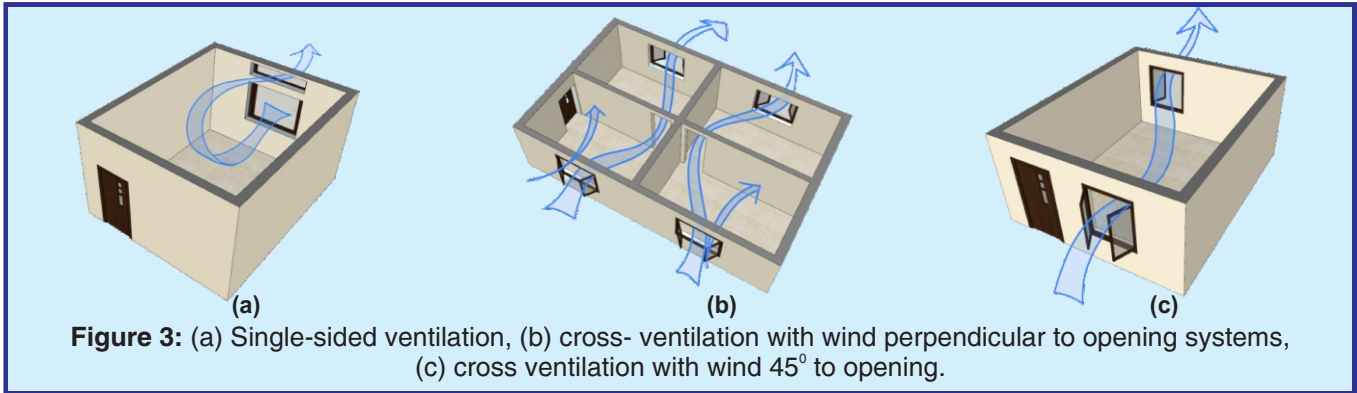


Figure 3: (a) Single-sided ventilation, (b) cross- ventilation with wind perpendicular to opening systems, (c) cross ventilation with wind 45° to opening.

However, in the case of provision of mosquito net/mesh = ventilation rate x 0.5 may be considered. The wind speed refers to the value at a building height at a site sufficiently away from the building without any obstructions (e.g. at an airport) as given in IS:875 [16].

(c) User-friendly Tool (tables) for minimum area of Ventilation

The Table 2 gives the minimum area of ventilation (A) for different wind speeds considering different air flow conditions (coefficient of effectiveness) ranging from 1.0 to 5.0 meter per second for different sizes and types of spaces. However, for actual wind speed and direction in a particular region, the Figures 4 and 5 may be referred.

The Figure 4 [17] shows the most probable annual wind flow direction in different regions of the country. The Figure 5 [17] shows the Isogram for mean wind speed, which can be used to calculate the window opening area for different regions of the country using the equation 1.



Figure 4: Most probable annual wind direction

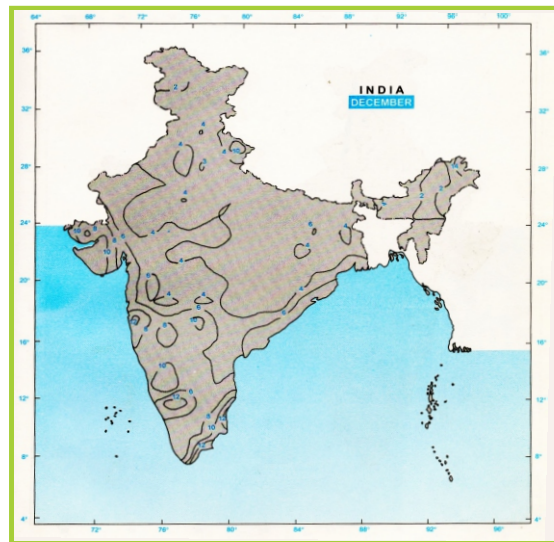


Figure 5: Mean wind speed (km/h)

Tropical Summer Index (TSI)

The TSI has been developed at the CSIR- Central Building Research Institute, Roorkee [18] and is defined as the temperature of the calm air at 50% relative humidity which imparts the same thermal sensation as the given environment. Mathematically, TSI (°C) is expressed as:

$$TSI = 0.308 t_w + 0.745t_g - 2.06\sqrt{V} + 0.841 \dots\dots\dots(2)$$

where,

- t_w = Wet bulb temperature in °C
- t_g = Globe temperature in °C, and
- V = Air speed in m/s.

Table 2: Minimum Area of Ventilation Openings (for wind speed m/s)

Minimum Area of Ventilation Openings (for wind speed 1 m/s)									
Location	Dimensions (Metre)			Air Changes per Hour (ACH)	Desired rate of flow (Q)	Wind Speed (m/s)	Minimum area of ventilation (A) for wind direction perpendicular to wall (where $K = 0.6$) in m^2	Minimum area of ventilation (A) for obliquely incident wind (where $K = 0.3$) in m^2	Minimum area of ventilation (A) for window on one external wall (where $K = 0.025$) in m^2
	Length	Breadth	Height						
Living Room	4.0	3.5	3.0	7	294.0	1.0	0.136	0.272	3.267
	3.3	4.5	3.0	7	311.9	1.0	0.144	0.289	3.465
	3.6	5.0	3.0	7	378.0	1.0	0.175	0.350	4.200
	4.0	6.0	3.0	7	504.0	1.0	0.233	0.467	5.600
Bed Room	3.0	3.0	3.0	5	135.0	1.0	0.063	0.125	1.500
	3.0	3.3	3.0	5	148.5	1.0	0.069	0.138	1.650
	3.0	3.6	3.0	5	162.0	1.0	0.075	0.150	1.800
	3.3	4.0	3.0	5	198.0	1.0	0.092	0.183	2.200
	3.6	4.2	3.0	5	226.8	1.0	0.105	0.210	2.520
	3.6	4.5	3.0	5	243.0	1.0	0.113	0.225	2.700
	3.9	5.0	3.0	5	292.5	1.0	0.135	0.271	3.250
Bathroom	1.2	1.2	3.0	12	51.8	1.0	0.024	0.048	0.576
	1.2	1.5	3.0	12	64.8	1.0	0.030	0.060	0.720
	1.3	1.8	3.0	12	84.2	1.0	0.039	0.078	0.936
	1.5	1.8	3.0	12	97.2	1.0	0.045	0.090	1.080
	1.5	2.0	3.0	12	108.0	1.0	0.050	0.100	1.200
Garages	3.0	5.0	3.0	10	450.0	1.0	0.208	0.417	5.000
	3.3	5.0	3.0	10	495.0	1.0	0.229	0.458	5.500
	3.3	6.0	3.0	10	594.0	1.0	0.275	0.550	6.600
	3.5	6.0	3.0	10	630.0	1.0	0.292	0.583	7.000
Kitchen	1.8	2.4	3.0	10	129.6	1.0	0.060	0.120	1.440
	1.8	2.7	3.0	10	145.8	1.0	0.068	0.135	1.620
	2.0	2.7	3.0	10	162.0	1.0	0.075	0.150	1.800
	2.1	3.0	3.0	10	189.0	1.0	0.088	0.175	2.100
	2.4	3.6	3.0	10	259.2	1.0	0.120	0.240	2.880
	2.4	4.0	3.0	10	288.0	1.0	0.133	0.267	3.200
Toilet (W.C)	1.0	1.0	3.0	12	36.0	1.0	0.017	0.033	0.400
	1.0	1.2	3.0	12	43.2	1.0	0.020	0.040	0.480
	1.2	1.5	3.0	12	64.8	1.0	0.030	0.060	0.720
	1.2	1.8	3.0	12	77.8	1.0	0.036	0.072	0.864
Toilet (Combine)	1.5	2.0	3.0	12	108.0	1.0	0.050	0.100	1.200
	1.65	2.1	3.0	12	124.7	1.0	0.058	0.116	1.386
	1.8	2.4	3.0	12	155.5	1.0	0.072	0.144	1.728
	1.8	2.7	3.0	12	175.0	1.0	0.081	0.162	1.944
Isolation Room	3.0	3.0	3.0	10	270.0	1.0	0.125	0.250	3.000
	3.0	4.0	3.0	10	360.0	1.0	0.167	0.333	4.000
	3.3	4.0	3.0	10	396.0	1.0	0.183	0.367	4.400
	3.3	4.5	3.0	10	445.5	1.0	0.206	0.413	4.950

Minimum Area of Ventilation Openings (for wind speed 1.5 m/s)									
Living Room	4.0	3.5	3.0	7	294.0	1.5	0.091	0.181	2.178
	3.3	4.5	3.0	7	311.9	1.5	0.096	0.193	2.310
	3.6	5.0	3.0	7	378.0	1.5	0.117	0.233	2.800
	4.0	6.0	3.0	7	504.0	1.5	0.156	0.311	3.733
Bed Room	3.0	3.0	3.0	5	135.0	1.5	0.042	0.083	1.000
	3.0	3.3	3.0	5	148.5	1.5	0.046	0.092	1.100
	3.0	3.6	3.0	5	162.0	1.5	0.050	0.100	1.200
	3.3	4.0	3.0	5	198.0	1.5	0.061	0.122	1.467
	3.6	4.2	3.0	5	226.8	1.5	0.070	0.140	1.680
	3.6	4.5	3.0	5	243.0	1.5	0.075	0.150	1.800
	3.9	5.0	3.0	5	292.5	1.5	0.090	0.181	2.167
Bathroom	1.2	1.2	3.0	12	51.8	1.5	0.016	0.032	0.384
	1.2	1.5	3.0	12	64.8	1.5	0.020	0.040	0.480
	1.3	1.8	3.0	12	84.2	1.5	0.026	0.052	0.624
	1.5	1.8	3.0	12	97.2	1.5	0.030	0.060	0.720
	1.5	2.0	3.0	12	108.0	1.5	0.033	0.067	0.800
Garages	3.0	5.0	3.0	10	450.0	1.5	0.139	0.278	3.333
	3.3	5.0	3.0	10	495.0	1.5	0.153	0.306	3.667
	3.3	6.0	3.0	10	594.0	1.5	0.183	0.367	4.400
	3.5	6.0	3.0	10	630.0	1.5	0.194	0.389	4.667
Kitchen	1.8	2.4	3.0	10	129.6	1.5	0.040	0.080	0.960
	1.8	2.7	3.0	10	145.8	1.5	0.045	0.090	1.080
	2.0	2.7	3.0	10	162.0	1.5	0.050	0.100	1.200
	2.1	3.0	3.0	10	189.0	1.5	0.058	0.117	1.400
	2.4	3.6	3.0	10	259.2	1.5	0.080	0.160	1.920
	2.4	4.0	3.0	10	288.0	1.5	0.089	0.178	2.133
Toilet (W.C)	1.0	1.0	3.0	12	36.0	1.5	0.011	0.022	0.267
	1.0	1.2	3.0	12	43.2	1.5	0.013	0.027	0.320
	1.2	1.5	3.0	12	64.8	1.5	0.020	0.040	0.480
	1.2	1.8	3.0	12	77.8	1.5	0.024	0.048	0.576
Toilet (Combine)	1.5	2.0	3.0	12	108.0	1.5	0.033	0.067	0.800
	1.65	2.1	3.0	12	124.7	1.5	0.039	0.077	0.924
	1.8	2.4	3.0	12	155.5	1.5	0.048	0.096	1.152
	1.8	2.7	3.0	12	175.0	1.5	0.054	0.108	1.296
Isolation Room	3.0	3.0	3.0	10	270.0	1.5	0.083	0.167	2.000
	3.0	4.0	3.0	10	360.0	1.5	0.111	0.222	2.667
	3.3	4.0	3.0	10	396.0	1.5	0.122	0.244	2.933
	3.3	4.5	3.0	10	445.5	1.5	0.138	0.275	3.300
Minimum Area of Ventilation Openings (for wind speed 2m/s)									
Living Room	4.0	3.5	3.0	7	294.0	2.0	0.068	0.136	1.633
	3.3	4.5	3.0	7	311.9	2.0	0.072	0.144	1.733
	3.6	5.0	3.0	7	378.0	2.0	0.088	0.175	2.100
	4.0	6.0	3.0	7	504.0	2.0	0.117	0.233	2.800
Bed Room	3.0	3.0	3.0	5	135.0	2.0	0.031	0.063	0.750
	3.0	3.3	3.0	5	148.5	2.0	0.034	0.069	0.825
	3.0	3.6	3.0	5	162.0	2.0	0.038	0.075	0.900
	3.3	4.0	3.0	5	198.0	2.0	0.046	0.092	1.100

	3.6	4.2	3.0	5	226.8	2.0	0.053	0.105	1.260
	3.6	4.5	3.0	5	243.0	2.0	0.056	0.113	1.350
	3.9	5.0	3.0	5	292.5	2.0	0.068	0.135	1.625
Bathroom	1.2	1.2	3.0	12	51.8	2.0	0.012	0.024	0.288
	1.2	1.5	3.0	12	64.8	2.0	0.015	0.030	0.360
	1.3	1.8	3.0	12	84.2	2.0	0.020	0.039	0.468
	1.5	1.8	3.0	12	97.2	2.0	0.023	0.045	0.540
	1.5	2.0	3.0	12	108.0	2.0	0.025	0.050	0.600
Garages	3.0	5.0	3.0	10	450.0	2.0	0.104	0.208	2.500
	3.3	5.0	3.0	10	495.0	2.0	0.115	0.229	2.750
	3.3	6.0	3.0	10	594.0	2.0	0.138	0.275	3.300
	3.5	6.0	3.0	10	630.0	2.0	0.146	0.292	3.500
Kitchen	1.8	2.4	3.0	10	129.6	2.0	0.030	0.060	0.720
	1.8	2.7	3.0	10	145.8	2.0	0.034	0.068	0.810
	2.0	2.7	3.0	10	162.0	2.0	0.038	0.075	0.900
	2.1	3.0	3.0	10	189.0	2.0	0.044	0.088	1.050
	2.4	3.6	3.0	10	259.2	2.0	0.060	0.120	1.440
	2.4	4.0	3.0	10	288.0	2.0	0.067	0.133	1.600
Toilet (W.C)	1.0	1.0	3.0	12	36.0	2.0	0.008	0.017	0.200
	1.0	1.2	3.0	12	43.2	2.0	0.010	0.020	0.240
	1.2	1.5	3.0	12	64.8	2.0	0.015	0.030	0.360
	1.2	1.8	3.0	12	77.8	2.0	0.018	0.036	0.432
Toilet (Combine)	1.5	2.0	3.0	12	108.0	2.0	0.025	0.050	0.600
	1.65	2.1	3.0	12	124.7	2.0	0.029	0.058	0.693
	1.8	2.4	3.0	12	155.5	2.0	0.036	0.072	0.864
	1.8	2.7	3.0	12	175.0	2.0	0.041	0.081	0.972
Isolation Room	3.0	3.0	3.0	10	270.0	2.0	0.063	0.125	1.500
	3.0	4.0	3.0	10	360.0	2.0	0.083	0.167	2.000
	3.3	4.0	3.0	10	396.0	2.0	0.092	0.183	2.200
	3.3	4.5	3.0	10	445.5	2.0	0.103	0.206	2.475
Minimum Area of Ventilation Openings (for wind speed 2.5 m/s)									
Living Room	4.0	3.5	3.0	7	294.0	2.5	0.054	0.109	1.307
	3.3	4.5	3.0	7	311.9	2.5	0.058	0.116	1.386
	3.6	5.0	3.0	7	378.0	2.5	0.070	0.140	1.680
	4.0	6.0	3.0	7	504.0	2.5	0.093	0.187	2.240
Bed Room	3.0	3.0	3.0	5	135.0	2.5	0.025	0.050	0.600
	3.0	3.3	3.0	5	148.5	2.5	0.028	0.055	0.660
	3.0	3.6	3.0	5	162.0	2.5	0.030	0.060	0.720
	3.3	4.0	3.0	5	198.0	2.5	0.037	0.073	0.880
	3.6	4.2	3.0	5	226.8	2.5	0.042	0.084	1.008
	3.6	4.5	3.0	5	243.0	2.5	0.045	0.090	1.080
	3.9	5.0	3.0	5	292.5	2.5	0.054	0.108	1.300
Bathroom	1.2	1.2	3.0	12	51.8	2.5	0.010	0.019	0.230
	1.2	1.5	3.0	12	64.8	2.5	0.012	0.024	0.288
	1.3	1.8	3.0	12	84.2	2.5	0.016	0.031	0.374
	1.5	1.8	3.0	12	97.2	2.5	0.018	0.036	0.432
	1.5	2.0	3.0	12	108.0	2.5	0.020	0.040	0.480

Garages	3.0	5.0	3.0	10	450.0	2.5	0.083	0.167	2.000	
	3.3	5.0	3.0	10	495.0	2.5	0.092	0.183	2.200	
	3.3	6.0	3.0	10	594.0	2.5	0.110	0.220	2.640	
	3.5	6.0	3.0	10	630.0	2.5	0.117	0.233	2.800	
Kitchen	1.8	2.4	3.0	10	129.6	2.5	0.024	0.048	0.576	
	1.8	2.7	3.0	10	145.8	2.5	0.027	0.054	0.648	
	2.0	2.7	3.0	10	162.0	2.5	0.030	0.060	0.720	
	2.1	3.0	3.0	10	189.0	2.5	0.035	0.070	0.840	
	2.4	3.6	3.0	10	259.2	2.5	0.048	0.096	1.152	
Toilet (W.C)	2.4	4.0	3.0	10	288.0	2.5	0.053	0.107	1.280	
	1.0	1.0	3.0	12	36.0	2.5	0.007	0.013	0.160	
	1.0	1.2	3.0	12	43.2	2.5	0.008	0.016	0.192	
	1.2	1.5	3.0	12	64.8	2.5	0.012	0.024	0.288	
Toilet (Combine)	1.2	1.8	3.0	12	77.8	2.5	0.014	0.029	0.346	
	1.5	2.0	3.0	12	108.0	2.5	0.020	0.040	0.480	
	1.65	2.1	3.0	12	124.7	2.5	0.023	0.046	0.554	
	1.8	2.4	3.0	12	155.5	2.5	0.029	0.058	0.691	
Isolation Room	1.8	2.7	3.0	12	175.0	2.5	0.032	0.065	0.778	
	3.0	3.0	3.0	10	270.0	2.5	0.050	0.100	1.200	
	3.0	4.0	3.0	10	360.0	2.5	0.067	0.133	1.600	
	3.3	4.0	3.0	10	396.0	2.5	0.073	0.147	1.760	
Living Room	3.3	4.5	3.0	10	445.5	2.5	0.083	0.165	1.980	
	Minimum Area of Ventilation Openings (for wind speed 3m/s)									
	4.0	3.5	3.0	7	294.0	3.0	0.045	0.091	1.089	
	3.3	4.5	3.0	7	311.9	3.0	0.048	0.096	1.155	
Bed Room	3.6	5.0	3.0	7	378.0	3.0	0.058	0.117	1.400	
	4.0	6.0	3.0	7	504.0	3.0	0.078	0.156	1.867	
	3.0	3.0	3.0	5	135.0	3.0	0.021	0.042	0.500	
	3.0	3.3	3.0	5	148.5	3.0	0.023	0.046	0.550	
	3.0	3.6	3.0	5	162.0	3.0	0.025	0.050	0.600	
	3.3	4.0	3.0	5	198.0	3.0	0.031	0.061	0.733	
	3.6	4.2	3.0	5	226.8	3.0	0.035	0.070	0.840	
Bathroom	3.6	4.5	3.0	5	243.0	3.0	0.038	0.075	0.900	
	3.9	5.0	3.0	5	292.5	3.0	0.045	0.090	1.083	
	1.2	1.2	3.0	12	51.8	3.0	0.008	0.016	0.192	
	1.2	1.5	3.0	12	64.8	3.0	0.010	0.020	0.240	
	1.3	1.8	3.0	12	84.2	3.0	0.013	0.026	0.312	
Garages	1.5	1.8	3.0	12	97.2	3.0	0.015	0.030	0.360	
	1.5	2.0	3.0	12	108.0	3.0	0.017	0.033	0.400	
	3.0	5.0	3.0	10	450.0	3.0	0.069	0.139	1.667	
	3.3	5.0	3.0	10	495.0	3.0	0.076	0.153	1.833	
Kitchen	3.3	6.0	3.0	10	594.0	3.0	0.092	0.183	2.200	
	3.5	6.0	3.0	10	630.0	3.0	0.097	0.194	2.333	
	1.8	2.4	3.0	10	129.6	3.0	0.020	0.040	0.480	
Garages	1.8	2.7	3.0	10	145.8	3.0	0.023	0.045	0.540	
	2.0	2.7	3.0	10	162.0	3.0	0.025	0.050	0.600	

	2.1	3.0	3.0	10	189.0	3.0	0.029	0.058	0.700
	2.4	3.6	3.0	10	259.2	3.0	0.040	0.080	0.960
	2.4	4.0	3.0	10	288.0	3.0	0.044	0.089	1.067
Toilet (W.C)	1.0	1.0	3.0	12	36.0	3.0	0.006	0.011	0.133
	1.0	1.2	3.0	12	43.2	3.0	0.007	0.013	0.160
	1.2	1.5	3.0	12	64.8	3.0	0.010	0.020	0.240
	1.2	1.8	3.0	12	77.8	3.0	0.012	0.024	0.288
Toilet (Combine)	1.5	2.0	3.0	12	108.0	3.0	0.017	0.033	0.400
	1.65	2.1	3.0	12	124.7	3.0	0.019	0.039	0.462
	1.8	2.4	3.0	12	155.5	3.0	0.024	0.048	0.576
	1.8	2.7	3.0	12	175.0	3.0	0.027	0.054	0.648
Isolation Room	3.0	3.0	3.0	10	270.0	3.0	0.042	0.083	1.000
	3.0	4.0	3.0	10	360.0	3.0	0.056	0.111	1.333
	3.3	4.0	3.0	10	396.0	3.0	0.061	0.122	1.467
	3.3	4.5	3.0	10	445.5	3.0	0.069	0.138	1.650
Minimum Area of Ventilation Openings (for wind speed 3.5 m/s)									
Living Room	4.0	3.5	3.0	7	294.0	3.5	0.039	0.078	0.933
	3.3	4.5	3.0	7	311.9	3.5	0.041	0.083	0.990
	3.6	5.0	3.0	7	378.0	3.5	0.050	0.100	1.200
	4.0	6.0	3.0	7	504.0	3.5	0.067	0.133	1.600
Bed Room	3.0	3.0	3.0	5	135.0	3.5	0.018	0.036	0.429
	3.0	3.3	3.0	5	148.5	3.5	0.020	0.039	0.471
	3.0	3.6	3.0	5	162.0	3.5	0.021	0.043	0.514
	3.3	4.0	3.0	5	198.0	3.5	0.026	0.052	0.629
	3.6	4.2	3.0	5	226.8	3.5	0.030	0.060	0.720
	3.6	4.5	3.0	5	243.0	3.5	0.032	0.064	0.771
	3.9	5.0	3.0	5	292.5	3.5	0.039	0.077	0.929
Bathroom	1.2	1.2	3.0	12	51.8	3.5	0.007	0.014	0.165
	1.2	1.5	3.0	12	64.8	3.5	0.009	0.017	0.206
	1.3	1.8	3.0	12	84.2	3.5	0.011	0.022	0.267
	1.5	1.8	3.0	12	97.2	3.5	0.013	0.026	0.309
	1.5	2.0	3.0	12	108.0	3.5	0.014	0.029	0.343
Garages	3.0	5.0	3.0	10	450.0	3.5	0.060	0.119	1.429
	3.3	5.0	3.0	10	495.0	3.5	0.065	0.131	1.571
	3.3	6.0	3.0	10	594.0	3.5	0.079	0.157	1.886
	3.5	6.0	3.0	10	630.0	3.5	0.083	0.167	2.000
Kitchen	1.8	2.4	3.0	10	129.6	3.5	0.017	0.034	0.411
	1.8	2.7	3.0	10	145.8	3.5	0.019	0.039	0.463
	2.0	2.7	3.0	10	162.0	3.5	0.021	0.043	0.514
	2.1	3.0	3.0	10	189.0	3.5	0.025	0.050	0.600
	2.4	3.6	3.0	10	259.2	3.5	0.034	0.069	0.823
	2.4	4.0	3.0	10	288.0	3.5	0.038	0.076	0.914
Toilet (W.C)	1.0	1.0	3.0	12	36.0	3.5	0.005	0.010	0.114
	1.0	1.2	3.0	12	43.2	3.5	0.006	0.011	0.137
	1.2	1.5	3.0	12	64.8	3.5	0.009	0.017	0.206
	1.2	1.8	3.0	12	77.8	3.5	0.010	0.021	0.247

CSIR Guidelines on Ventilation of Buildings for SARS-CoV-2 Virus

Toilet (Combine)	1.5	2.0	3.0	12	108.0	3.5	0.014	0.029	0.343
	1.65	2.1	3.0	12	124.7	3.5	0.017	0.033	0.396
	1.8	2.4	3.0	12	155.5	3.5	0.021	0.041	0.494
	1.8	2.7	3.0	12	175.0	3.5	0.023	0.046	0.555
Isolation Room	3.0	3.0	3.0	10	270.0	3.5	0.036	0.071	0.857
	3.0	4.0	3.0	10	360.0	3.5	0.048	0.095	1.143
	3.3	4.0	3.0	10	396.0	3.5	0.052	0.105	1.257
	3.3	4.5	3.0	10	445.5	3.5	0.059	0.118	1.414
Minimum Area of Ventilation Openings (for wind speed 4m/s)									
Living Room	4.0	3.5	3.0	7	294.0	4.0	0.034	0.068	0.817
	3.3	4.5	3.0	7	311.9	4.0	0.036	0.072	0.866
	3.6	5.0	3.0	7	378.0	4.0	0.044	0.088	1.050
	4.0	6.0	3.0	7	504.0	4.0	0.058	0.117	1.400
Bed Room	3.0	3.0	3.0	5	135.0	4.0	0.016	0.031	0.375
	3.0	3.3	3.0	5	148.5	4.0	0.017	0.034	0.413
	3.0	3.6	3.0	5	162.0	4.0	0.019	0.038	0.450
	3.3	4.0	3.0	5	198.0	4.0	0.023	0.046	0.550
	3.6	4.2	3.0	5	226.8	4.0	0.026	0.053	0.630
	3.6	4.5	3.0	5	243.0	4.0	0.028	0.056	0.675
	3.9	5.0	3.0	5	292.5	4.0	0.034	0.068	0.813
Bathroom	1.2	1.2	3.0	12	51.8	4.0	0.006	0.012	0.144
	1.2	1.5	3.0	12	64.8	4.0	0.008	0.015	0.180
	1.3	1.8	3.0	12	84.2	4.0	0.010	0.020	0.234
	1.5	1.8	3.0	12	97.2	4.0	0.011	0.023	0.270
	1.5	2.0	3.0	12	108.0	4.0	0.013	0.025	0.300
Garages	3.0	5.0	3.0	10	450.0	4.0	0.052	0.104	1.250
	3.3	5.0	3.0	10	495.0	4.0	0.057	0.115	1.375
	3.3	6.0	3.0	10	594.0	4.0	0.069	0.138	1.650
	3.5	6.0	3.0	10	630.0	4.0	0.073	0.146	1.750
Kitchen	1.8	2.4	3.0	10	129.6	4.0	0.015	0.030	0.360
	1.8	2.7	3.0	10	145.8	4.0	0.017	0.034	0.405
	2.0	2.7	3.0	10	162.0	4.0	0.019	0.038	0.450
	2.1	3.0	3.0	10	189.0	4.0	0.022	0.044	0.525
	2.4	3.6	3.0	10	259.2	4.0	0.030	0.060	0.720
	2.4	4.0	3.0	10	288.0	4.0	0.033	0.067	0.800
Toilet (W.C)	1.0	1.0	3.0	12	36.0	4.0	0.004	0.008	0.100
	1.0	1.2	3.0	12	43.2	4.0	0.005	0.010	0.120
	1.2	1.5	3.0	12	64.8	4.0	0.008	0.015	0.180
	1.2	1.8	3.0	12	77.8	4.0	0.009	0.018	0.216
Toilet (Combine)	1.5	2.0	3.0	12	108.0	4.0	0.013	0.025	0.300
	1.65	2.1	3.0	12	124.7	4.0	0.014	0.029	0.347
	1.8	2.4	3.0	12	155.5	4.0	0.018	0.036	0.432
	1.8	2.7	3.0	12	175.0	4.0	0.020	0.041	0.486

Isolation Room	3.0	3.0	3.0	10	270.0	4.0	0.031	0.063	0.750
	3.0	4.0	3.0	10	360.0	4.0	0.042	0.083	1.000
	3.3	4.0	3.0	10	396.0	4.0	0.046	0.092	1.100
	3.3	4.5	3.0	10	445.5	4.0	0.052	0.103	1.238
Minimum Area of Ventilation Openings (for wind speed 4.5 m/s)									
Living Room	4.0	3.5	3.0	7	294.0	4.5	0.030	0.060	0.726
	3.3	4.5	3.0	7	311.9	4.5	0.032	0.064	0.770
	3.6	5.0	3.0	7	378.0	4.5	0.039	0.078	0.933
	4.0	6.0	3.0	7	504.0	4.5	0.052	0.104	1.244
Bed Room	3.0	3.0	3.0	5	135.0	4.5	0.014	0.028	0.333
	3.0	3.3	3.0	5	148.5	4.5	0.015	0.031	0.367
	3.0	3.6	3.0	5	162.0	4.5	0.017	0.033	0.400
	3.3	4.0	3.0	5	198.0	4.5	0.020	0.041	0.489
	3.6	4.2	3.0	5	226.8	4.5	0.023	0.047	0.560
	3.6	4.5	3.0	5	243.0	4.5	0.025	0.050	0.600
	3.9	5.0	3.0	5	292.5	4.5	0.030	0.060	0.722
Bathroom	1.2	1.2	3.0	12	51.8	4.5	0.005	0.011	0.128
	1.2	1.5	3.0	12	64.8	4.5	0.007	0.013	0.160
	1.3	1.8	3.0	12	84.2	4.5	0.009	0.017	0.208
	1.5	1.8	3.0	12	97.2	4.5	0.010	0.020	0.240
	1.5	2.0	3.0	12	108.0	4.5	0.011	0.022	0.267
Garages	3.0	5.0	3.0	10	450.0	4.5	0.046	0.093	1.111
	3.3	5.0	3.0	10	495.0	4.5	0.051	0.102	1.222
	3.3	6.0	3.0	10	594.0	4.5	0.061	0.122	1.467
	3.5	6.0	3.0	10	630.0	4.5	0.065	0.130	1.556
Kitchen	1.8	2.4	3.0	10	129.6	4.5	0.013	0.027	0.320
	1.8	2.7	3.0	10	145.8	4.5	0.015	0.030	0.360
	2.0	2.7	3.0	10	162.0	4.5	0.017	0.033	0.400
	2.1	3.0	3.0	10	189.0	4.5	0.019	0.039	0.467
	2.4	3.6	3.0	10	259.2	4.5	0.027	0.053	0.640
	2.4	4.0	3.0	10	288.0	4.5	0.030	0.059	0.711
Toilet (W.C)	1.0	1.0	3.0	12	36.0	4.5	0.004	0.007	0.089
	1.0	1.2	3.0	12	43.2	4.5	0.004	0.009	0.107
	1.2	1.5	3.0	12	64.8	4.5	0.007	0.013	0.160
	1.2	1.8	3.0	12	77.8	4.5	0.008	0.016	0.192
Toilet (Combine)	1.5	2.0	3.0	12	108.0	4.5	0.011	0.022	0.267
	1.65	2.1	3.0	12	124.7	4.5	0.013	0.026	0.308
	1.8	2.4	3.0	12	155.5	4.5	0.016	0.032	0.384
	1.8	2.7	3.0	12	175.0	4.5	0.018	0.036	0.432
Isolation Room	3.0	3.0	3.0	10	270.0	4.5	0.028	0.056	0.667
	3.0	4.0	3.0	10	360.0	4.5	0.037	0.074	0.889
	3.3	4.0	3.0	10	396.0	4.5	0.041	0.081	0.978
	3.3	4.5	3.0	10	445.5	4.5	0.046	0.092	1.100

Minimum Area of Ventilation Openings (for wind speed 5m/s)									
Living Room	4.0	3.5	3.0	7	294.0	5.0	0.027	0.054	0.653
	3.3	4.5	3.0	7	311.9	5.0	0.029	0.058	0.693
	3.6	5.0	3.0	7	378.0	5.0	0.035	0.070	0.840
	4.0	6.0	3.0	7	504.0	5.0	0.047	0.093	1.120
Bed Room	3.0	3.0	3.0	5	135.0	5.0	0.013	0.025	0.300
	3.0	3.3	3.0	5	148.5	5.0	0.014	0.028	0.330
	3.0	3.6	3.0	5	162.0	5.0	0.015	0.030	0.360
	3.3	4.0	3.0	5	198.0	5.0	0.018	0.037	0.440
	3.6	4.2	3.0	5	226.8	5.0	0.021	0.042	0.504
	3.6	4.5	3.0	5	243.0	5.0	0.023	0.045	0.540
Bathroom	3.9	5.0	3.0	5	292.5	5.0	0.027	0.054	0.650
	1.2	1.2	3.0	12	51.8	5.0	0.005	0.010	0.115
	1.2	1.5	3.0	12	64.8	5.0	0.006	0.012	0.144
	1.3	1.8	3.0	12	84.2	5.0	0.008	0.016	0.187
	1.5	1.8	3.0	12	97.2	5.0	0.009	0.018	0.216
Garages	1.5	2.0	3.0	12	108.0	5.0	0.010	0.020	0.240
	3.0	5.0	3.0	10	450.0	5.0	0.042	0.083	1.000
	3.3	5.0	3.0	10	495.0	5.0	0.046	0.092	1.100
	3.3	6.0	3.0	10	594.0	5.0	0.055	0.110	1.320
Kitchen	3.5	6.0	3.0	10	630.0	5.0	0.058	0.117	1.400
	1.8	2.4	3.0	10	129.6	5.0	0.012	0.024	0.288
	1.8	2.7	3.0	10	145.8	5.0	0.014	0.027	0.324
	2.0	2.7	3.0	10	162.0	5.0	0.015	0.030	0.360
	2.1	3.0	3.0	10	189.0	5.0	0.018	0.035	0.420
	2.4	3.6	3.0	10	259.2	5.0	0.024	0.048	0.576
Toilet (W.C)	2.4	4.0	3.0	10	288.0	5.0	0.027	0.053	0.640
	1.0	1.0	3.0	12	36.0	5.0	0.003	0.007	0.080
	1.0	1.2	3.0	12	43.2	5.0	0.004	0.008	0.096
	1.2	1.5	3.0	12	64.8	5.0	0.006	0.012	0.144
Toilet (Combine)	1.2	1.8	3.0	12	77.8	5.0	0.007	0.014	0.173
	1.5	2.0	3.0	12	108.0	5.0	0.010	0.020	0.240
	1.65	2.1	3.0	12	124.7	5.0	0.012	0.023	0.277
	1.8	2.4	3.0	12	155.5	5.0	0.014	0.029	0.346
Isolation Room	1.8	2.7	3.0	12	175.0	5.0	0.016	0.032	0.389
	3.0	3.0	3.0	10	270.0	5.0	0.025	0.050	0.600
	3.0	4.0	3.0	10	360.0	5.0	0.033	0.067	0.800
	3.3	4.0	3.0	10	396.0	5.0	0.037	0.073	0.880
	3.3	4.5	3.0	10	445.5	5.0	0.041	0.083	0.990

Similarly, the opening size for achieving desired ventilation, meeting the proposed air changes per hour (ACH) can be worked out using the equation (1) and procedure given in the Example of Delhi for any room size and location with the wind speed data of a particular region in India.

Guidelines for Naturally Ventilated Office Buildings

Minimum Requirements (Prerequisite):

- Adopt the basic recommended air change schedule as per NBC 2016.
- For the SARS-COV-2, the recommended air changes shall be considered as per Table 1.
- Adopt a minimum ventilation rate of $36 \text{ m}^3/\text{person}/\text{hour}$ of fresh air (10 liters/person/second).

General Guidelines & Strategies:

- Ensure natural ventilation rate by opening the windows as shown in Figure 3 , 6-7.
- For single wall window room/space, use pedestal/table fan placed close to an open window or provide ventilation above the single wall window or open the door as shown in Figure 8.
- In wet area, provide proper ventilation and keep the exhaust fan on.
- In case of room with no windows, it is recommended to use air disinfection system with MERV14/F8 filter close to the occupancy area for reducing the infection.
- Ensure proper airflow pattern so that every part of room/space gets ventilated.
- Maintain direction of airflow from clean space to contaminated space.
- Provide centralized extract system/ exhaust fan for discharging contaminated air & controlling the humidity.
- The ventilators in the building must be kept open.

Air Dilution

- Areas, where the minimum air circulation is not possible, use ceiling fan/ pedestal fan/ fan coil to mix the stale air within the room.

Occupancy Ventilation

- Offices working in shifts (24×7), all the surfaces should be disinfected using any disinfectant solution after every shift. Windows shall be kept open for 15 minutes before and after each shift.
- In case of room with no windows, a standalone air disinfection system to disinfect air should be operated.

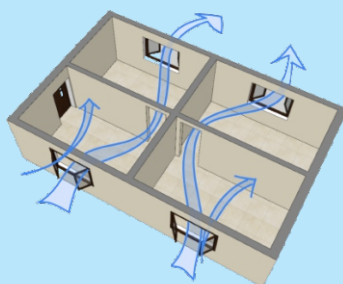


Figure 6: Cross Ventilation

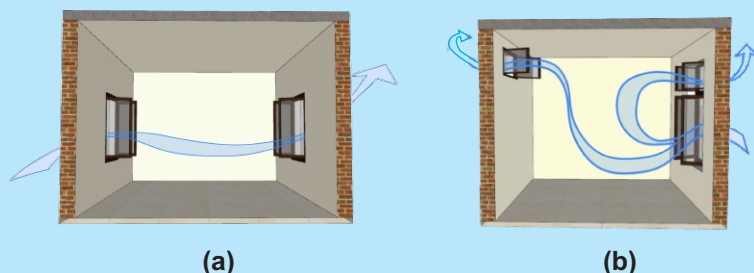


Figure 7: Good Cross Ventilation

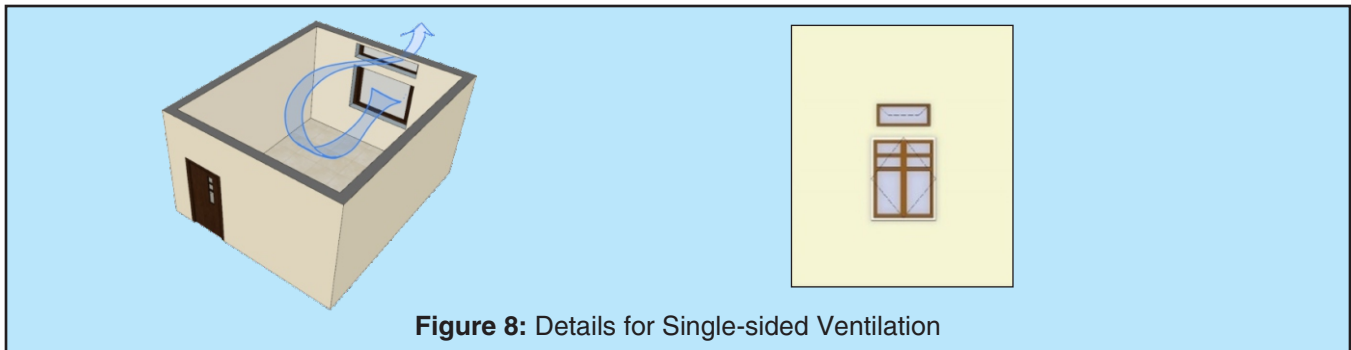


Figure 8: Details for Single-sided Ventilation

Guidelines for Mechanically Ventilated Office Buildings

Minimum Requirements (Prerequisite):

- Adopt the basic recommended air change schedule as per NBC 2016.
- For the SARS-COV-2, the recommended air changes shall be considered as per Table 1.
- Adopt a minimum ventilation rate of 36 m³/person/hour (10 liters/person/second).

General Guidelines & Strategies:

- Ventilation system must be achieved such that required fresh air ventilation rate must be achieved.
- Find out the exact capacity of the system and if not complied, upgrade the system to meet desired air change per hour as per Table 1.
- If existing system is unable to fulfill the required ventilation rate, then additional requirement may be met by opening windows or by providing the exhaust fans.
- In case, the system still does not meet the above requirements, then occupancy must be reduced to fulfill the required ventilation rate.
- By any means, if above requirement doesn't fulfill, then adopt suitable air disinfected solutions developed by CSIR or equivalent by adopting minimum ventilation rate.

Air Dilution

- Areas, where the minimum air circulation is possible, use ceiling fans/ pedestal fans/ fan coil to mix the stale air within the room.

Occupancy Ventilation

- In normal working conditions, space conditioning system shall be operated at least 2 hours before and after the office hours. However, after the office hours, the speed of fan may be reduced to 50%.

Temperature and Humidity

- Set the temperature between 25°C and 30°C and maintain a relative humidity between 40% and 70%.
- In warm-humid climate, the temperature may be set at 24°C – 27°C for dehumidification. In hot-dry climate, the temperature may be set at 25°C – 28°C. However, use of ceiling or pedestal fans is recommended to increase the air movement.

Air circulation of HVAC

- Find the capability of the system, if it allows to operate up to 100% fresh air and increase maximum outdoor air with suitable filters to avoid any outside dust particles (PM 2.5 / PM 10).
- If there is 100% recirculation of air, the existing filters must be upgraded with MERV14/ F8 or higher capacity filters without creating adverse effect on the air flow rates.

Heat Recovery for HVAC

- In heat recovery system, the return and supply air circulation must be separated out to avoid the carry-over of infected particles.
- In the case of air mixing, sealing should be provided and filters must be upgraded to MERV14/ F8 or higher capacity filters. Alternatively, air purification systems using calibrated Ultra-violet C or ozonation with ozone scrubbers and detectors shall be used to sanitize the air.

Guidelines for Naturally Ventilated Residential Buildings**Minimum Requirements (Prerequisite):**

- Adopt the basic recommended air change schedule as per NBC 2016.
- For the SARS-COV-2, the recommended air changes shall be considered as per Table 1.
- Adopt a minimum ventilation rate of 36 m³/person/hour (10 liters/person/second).

General Guidelines & Strategies:

- Ensure natural ventilation rate by opening the windows as shown in Figure 9-11.
- For single wall window in a room, use pedestal fan placed close to an open window or provide ventilation above the single wall window and open the door.
- In wet area (washrooms), provide proper ventilation and keep the exhaust fan on.
- In case of room with no windows, it is not recommended for use. In unavoidable cases, air disinfection system with MERV14/F8 filter, placed close to the occupancy area shall be used.
- Provide proper airflow pattern so that every part of space gets ventilated and maintain the direction of airflow from clean space to contaminated space.
- Provide centralized extract system or exhaust fan for discharging contaminated air and controlling the humidity.
- Isolation room (home quarantine) should be separate from the rest of the house / dwelling. The airflow to the leeward side must be ensured as shown in Figure 12. If the isolation room is within the house, then it is recommended to use suitable air disinfection solutions. For the isolation room in the residential buildings, the provisions of side and rear open spaces listed in the Table 3 shall be permissible.
- The ventilators in buildings must be kept open.

Air Dilution

- Areas, where the minimum air circulation is possible, use ceiling fan/ pedestal fan/ fan coil to mix the stale air within the room.

Occupancy Ventilation

- The rooms occupied by guests, should be disinfected and windows must be kept open for 15 minutes.

Temperature

The thermal comfort is found to lie between TSI values of 25°C – 30°C with optimum conditions at 27.5°C temperature. However, the warmth of the environment is found to be tolerable between 30°C – 34°C (TSI). On the lower side, the coolness of the environment is found to be between 19°C – 25°C (TSI) and below 19°C (TSI), it is found to be cold.

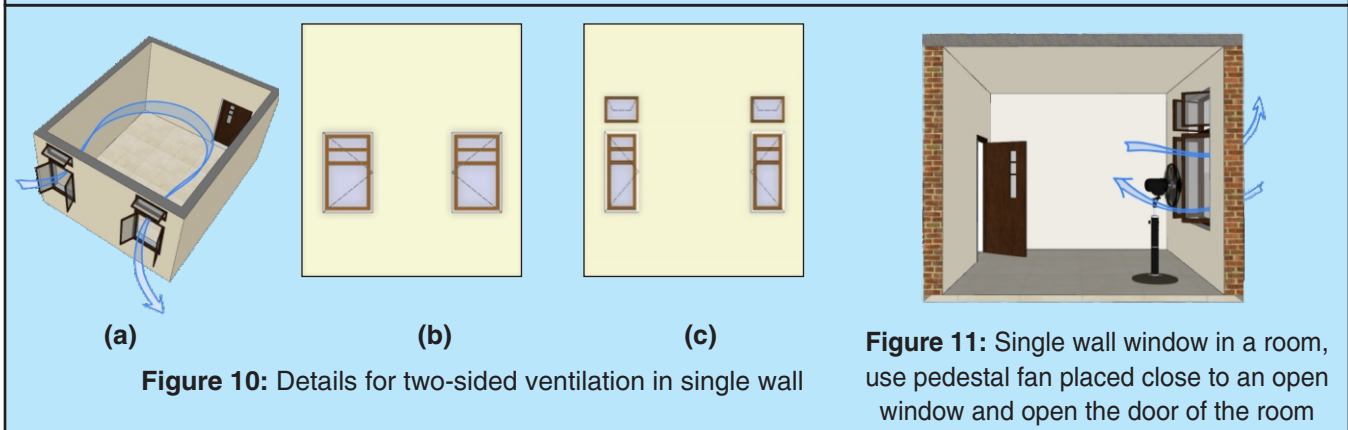
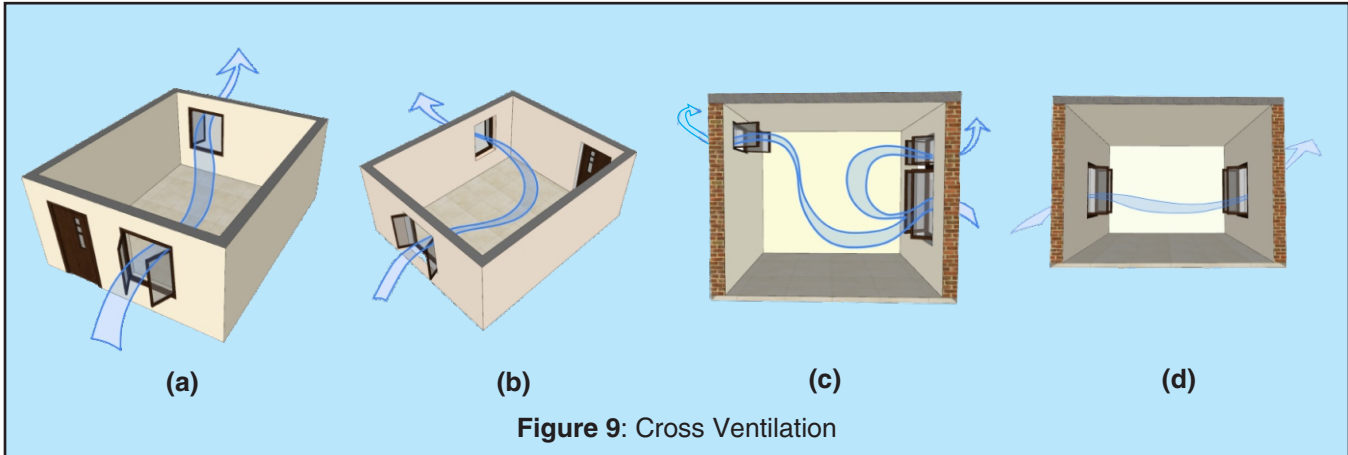


Figure 11: Single wall window in a room, use pedestal fan placed close to an open window and open the door of the room

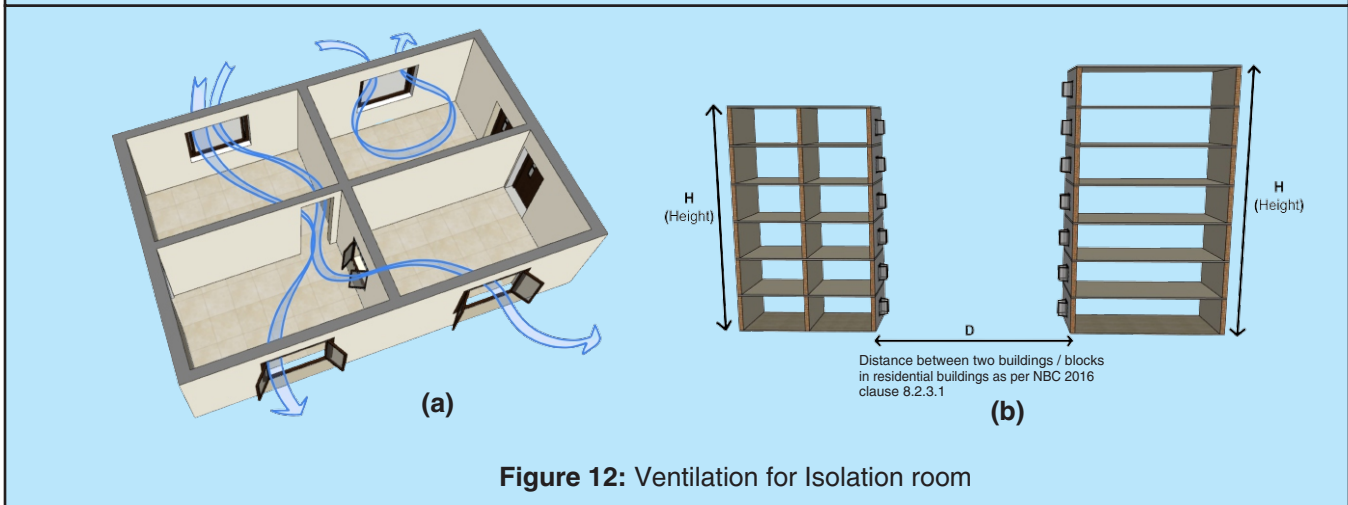


Table 3: Slide and Rear Open Spaces for Different Heights of Buildings
(Clause 8.2.3.1, NBC 2016)

Height of Building (Meter)	10	15	18	21	24	27	30	35	40	45	50
Side and Rear Open Spaces to be Left Around Building (Meter)	3	5	6	7	8	9	10	11	12	13	14

Guidelines for Mechanically Ventilated Residential Buildings

Minimum Requirements (Prerequisite):

- Adopt the basic recommended air change schedule as per NBC 2016.
- For the SARS-COV-2, the recommended air changes shall be considered as per Table 1.
- Adopt a minimum ventilation rate of 36 m³/person/hour (10 liters/person/second).

General Guidelines & Strategies:

- Find out exact capacity of the system and upgrade the system to meet desired air changes per hour as given in Table 1.
- If existing system is unable to fulfill the required ventilation rate, then additional requirement must be met by opening the windows or by providing the exhaust fans.
- In case the system still does not meet the above requirements, then occupancy must be reduced or keeping a social distance of minimum 2.0 m.
- By any means, if above requirement doesn't fulfill, suitable air disinfected solutions developed by CSIR or equivalent may be adopted to comply minimum ventilation rates.
- Air circulation for the Isolation room should be separate from the rest of the house/dwelling.
- Provide separate portable space conditioners (AC) equipped with MERV14/F8 filter in the isolation room. Disinfect the entire space after isolation period is over and keep windows open for one hour at least.

Air Dilution

- Areas, where the minimum air circulation is possible, use ceiling fan/ pedestal fan/ fan coil to mix the stale air within the room.

Occupancy Ventilation

- In normal sleeping conditions, space conditioning system must be operated at least 1 hour before the use of rooms.

Temperature and Humidity

- Set the temperature at 25°C – 27°C and maintain a relative humidity between 40% and 70%.
- In warm humid climate, the temperature may be set at 24°C – 27°C for dehumidification. In hot-dry climate, the temperature may be set at 25°C – 27°C. However, use of ceiling or pedestal fans is recommended to increase the air movement.

Heat Recovery for HVAC

- In heat recovery system, the return and supply air circulation must be separated out to avoid the carryover of infected particles.
- In case of air mixing, sealing should be provided and filters must be upgraded to MERV14/ F8 or higher capacity filter. Alternatively, air purification systems using calibrated Ultra-Violet C or ozonation with ozone scrubbers and detectors should be used to sanitize the air.

CSIR Disinfectant Solutions to ensure good Indoor Air Quality in Residential and Office Buildings during SARS-CoV-2 (COVID-19)

The SARS-CoV-2 Virus, responsible for the COVID-19 pandemic, transmits mainly through airborne aerosol droplets. Effective restoration of operating normalcy requires effective decontamination of air in populated closed spaces. The Council of Scientific and Industrial Research (CSIR), India, has risen to this challenge and is delivering an enhanced understanding of viral load measurement in indoor settings as well as solutions for monitoring and decontaminating such spaces. These could include auditoria, large conference rooms, cinema halls, malls, schools and even railway and metro coaches.

The disinfectant solutions developed by several CSIR laboratories are as follows:

- Central Scientific Instruments Organization (CSIO), Chandigarh has developed a module based on UV-C light of 254 nm wavelength to deactivate the SARS-CoV-2 virus;
- CSIR – National Environmental Engineering Research Institute (NEERI), Nagpur has developed indoor air purification scrubber system;
- CSIR – Central Institute of Medicinal and Aromatic Plants (CIMAP), Lucknow and CSIR – Central Food Technological Research Institute (CFTRI), Mysore have developed essential oil based disinfectant solutions.
- CSIR-Institute of Microbial Technology (IMTech), Chandigarh is equipped with a Biosafety Level 3 (BSL3) facility for handling active SARS-CoV-2. The effect of various decontamination solutions such as UV, Ozone, essential oils etc. on the virus viability are tested for effective and safe levels of the treatment determined for field implementation.
- CSIR–Central Building Research Institute (CBRI), Roorkee has developed a Test Bed facility to integrate various disinfectant technologies into the HVAC ducts of buildings to validate the efficacy of these disinfectant solutions for their applications in buildings. A technology on 'Standalone Air Disinfection and Purification System' has been jointly developed by CSIR-CBRI and CSIR-CSIO. The technology has been transferred to five industries.

UV-C and Non – UV based Disinfectant Solutions of CSIR

(A) UV-C based Disinfectant System:

In HVAC system, bacteria, virus, spores, fungus etc. grow rapidly due to damp and dark environment. These unwanted generations will further spread in the building through air conditioning duct system making people vulnerable to infectious diseases and degrading indoor environment.

The UV-C is a non-chemical system-based method using electromagnetic ultra violet radiation in the wavelength band of 240-280 nm with no lasting by-products. Short wavelength UV-C lights are used to disinfect air, surfaces and water. It is cost –effective and user friendly standard solution for HVAC systems in buildings. UV-C eliminates 99.9% of viruses, bacteria, fungus and other bio - aerosols etc. with few seconds of contact rate / irradiation time using the 254nm UV light. UV energy attacks the DNA/RNA of a bacteria or virus, penetrating the cell membrane, breaking or modifying the DNA structure of the micro-organism. UV-C rays are highly efficient, and environmentally friendly. The technology on UV-C based air duct disinfection system has been transferred to 33 industries by CSIR-CSIO.

Clean Air Disinfection System for Indoor Spaces and Lifts

Indian Patent:
TEMP/E-1/30984/2
021-DEL (Filed
jointly by CSIR-CBRI
and CSIR-CSIO)



Technology Transferred to :

- (i) M/s Paras Defence & Space Tech. Ltd. Mumbai
- (ii) M/s Quality Needs Automotives Pvt. Ltd. Alwar.
- (iii) M/s Alfa Linear Pvt. Ltd. Bangalore.
- (iv) M/s Ticeon-HSE LLP, Kerala.
- (v) M/s Aadvik Design Solution, Mohali.

© Copy right protected



Figure 13 : Standalone Air Disinfection and Purification System (Clean Air © System)

Figure 14 : PURElevator © System)

Application:

The risk of transmission of SARS-CoV-2 virus particles through tiny respiratory droplets is especially high in indoor and crowded spaces. The standalone air-circulating and sanitizing units developed by CSIR-CBRI and CSIR – CSIO provide an effective means to disinfect the indoor air and to deactivate the virus in (Fig. 13) aerosols using Ultra-violet(UV) light. The Clean Air© system catering to room sizes of about 250 sq feet and the PURElevator© system developed by CSIR-CSIO catering to enclosed spaces such as lifts and toilets (Fig. 14) viral hot-spots, provide protection from viral infections in air. The systems work on the principle of airstream disinfection using Ultra-violet (C-band) of 254 nm wavelength to reduce the viability of microorganisms. The UV-C light damages the DNA and RNA of micro-organisms and renders them unviable. The Clean Air© system is a Patented technology to cause swirling air patterns to trap light for long times within the device while delivering the required UV-C light doses to the air inside effectively. The PURElevator© system using powerful UV-C lamps inside is compact and is also suitable for small cabins in a business establishment. These units are designed using computational fluid dynamics modelling to deliver a stream of pure sanitized air on the inhabiting persons to further serve as a protective air curtain.

Specifications of CleanAir©		Specifications of PURElevator©	
Flow Rate:	140 CFM (Customizable)	Flow Rate:	20 CFM
Current Rating:	200V AC 3 Amp	Current Rating:	200V AC 3 Amp
Light Source:	UV-C light of 254nm	Light Source:	UV-C light of 254nm
Dosage:	Viricidal for Air flow inside	Dosage:	Viricidal for Air flow
Surge protection:	Yes, Alarm	Surge protection:	Yes, Alarm
Noise level:	Less than 50db	Noise level:	Less than 50db
Device type:	Portable	Device type:	Portable
Weight:	8 Kg. (Customizable)	Weight:	1.5 Kg. (Customizable)

Features:

- Circulating swirling flow.
- Fire alarm with smoke detector.
- Leakage free UV holder and covers.
- Real time UV On/Off Indication.
- Enhanced retention time and UV dosage
- Optimum air intake capacity
- Customizable for size of application.

(i) Benefits of using UV-C System of CSIR-CSIO, Chandigarh

- **Efficacy against indicative microbes/viruses:** Test results show 99.9% reduction of virus and bacteria infestation. The efficiency of the system is high.
- **Design based on Primary/ Secondary data with indicative microbes:** Primary data from Biosafety Level 3 (BSL 3) lab of CSIR-IMTech shows a minimum retention time of 3 seconds under controlled conditions. The secondary data is $400 \mu\text{w}/\text{cm}^2$ and CSIR-CSIO developed with range of $205\text{-}567 \mu\text{w}/\text{cm}^2$ and also tested at CSIR-CBRI Roorkee.
- **Occupancy:** This system is applicable for both occupied and unoccupied conditions (to disinfectant both air and surfaces of any indoor environment on exposed spaces).
- **In line with guidelines/ standard:** The design is based upon the frequency and intensity of UV lighting for deactivation of virus as per ASHRAE standards.
- **USP of the Product:** The CSIR developed product is tested for 99.9% disinfection and is used as a retrofit solution to AHUs of buildings or fan coil unit (FCU) applications. All the safety norms / requirements are being followed in the developed product.
- **Equipment size:** The size of the equipment can be designed as per requirements. Estimated equipment size at proof-of-concept stage/maturation for a model $10'\times 10'\times 10'$ (30m^3) air space is $1.5\text{ft} \times 1.5\text{ft} \times 1.5\text{ft}$ ($\sim 457\text{mm} \times 457\text{mm} \times 457\text{mm}$).
- **Environmental benefits:** UV-C contributes in reducing water and energy consumption.
- **Effect on HEPA filter:** UV-C kills microbes present in air, thus air passing through HEPA filter will have low viable virus /microbes' concentration in air as compared to the other cases. Hence, HEPA 's life is increased.
- **Cost:** The cost of the product is comparatively low as compared to the other products available in the market. The estimated cost at proof-of-concept stage/maturation for a model $10'\times 10'\times 10'$ (30m^3) air space is about Rs. 10,000/-.

UV-C Air Duct Disinfection System

For purification of air in Air Ducts

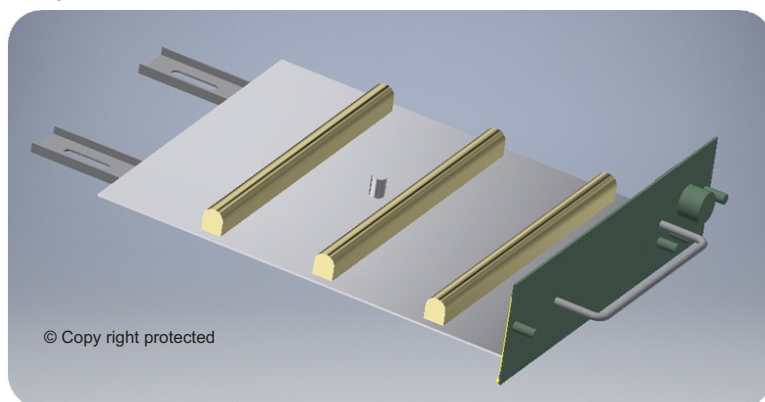


Figure 15 : Customized UV-C retrofit system



Figure 16 :UV-C retrofit module

Application:

The UV-C Air Duct Disinfection System is designed as a retrofit unit into any existing HVAC Air Ducts using customizable sliding mechanisms (Fig. 15-16). It consists of a slide mechanism, regulated UV light source and sensors. The device is used as a retrofit attachment to any existing Air Duct by minor modifications (Cut Slot and fitting) into it. The UV-C light intensity is carefully controlled to give the required dosage to the given air flow to inactivate any virus and bacteria present. Presently, the intensities are calibrated to inactivate the COVID -19 virus in similar simulated flow conditions in the laboratory. The mechanism allows user to position the light source in place easily and remove as and when maintenance or cleaning is required.

Function: UV-C light source emits light having high energy photons that inactivates virus / bacteria contained in the air flowing through the air duct.

Specifications:

Current Rating	: 220 V AC
Device type	: Installable /customized retrofit for HVAC systems upto 60000CFM
Weight	: ~ 1.5 Kg. (customizable)
Size	: 400mm/500mm/60 mm (Customizable)
Kind of lamp	: Mercury or amalgam lamps as per customer requirement
No. of Lamp	: 3-6 (each of 10 W)
Intensity	: Variable (customizable) as required for air flow conditions
Slides	: Standard
Reflector	: Teflon / Aluminum
Sensors	: Customizable UV intensity, temperature, humidity etc. as per requirement

Features:

- Customizable design
- Rugged
- Easy to use
- Versatile in settings
- Large volume intake capacity
- High Flow rate with control

Therefore, the UV-C is energy efficient system, improves air flow through coils, enhances indoor air quality, requires less maintenance, easy to retrofit with any existing system having AHU ducts, and has low initial setup cost. However, it may be noted that UV-C exposure is harmful, particularly skin and eyes, capable of causing radiation burns and is carcinogenic as well.

(ii) Test Bed Facility on Technology Testing and Evaluation (TTE_{TBF}) at CSIR-CBRI, Roorkee for HVAC Ducting System to Integrate Covid-19 Disinfection Solutions

Various CSIR labs have developed several technologies to deactivate the SARS-CoV-2 virus. Therefore, to validate the efficacy of all these disinfectant solutions for use in buildings (Fig. 17-18) CSIR-Central Building Research Institute (CBRI), Roorkee has created a Test Bed Facility on Technology Testing and Evaluation (TTE_{TBF}) in an effort to provide reliable information regarding the performance of COVID-19 disinfectant solutions integrating various disinfectant technologies including UV-C duct decontamination into the HVAC

ducts of buildings. The TTE_{TBF} provides independent, quality assured performance information on different functional parameters such as air velocity, air flow rate, cooling and heating side temperature control, humidity control, mixing ratio, duct design, and computer modelling for protecting buildings, and infrastructure etc. as shown in Table 4.

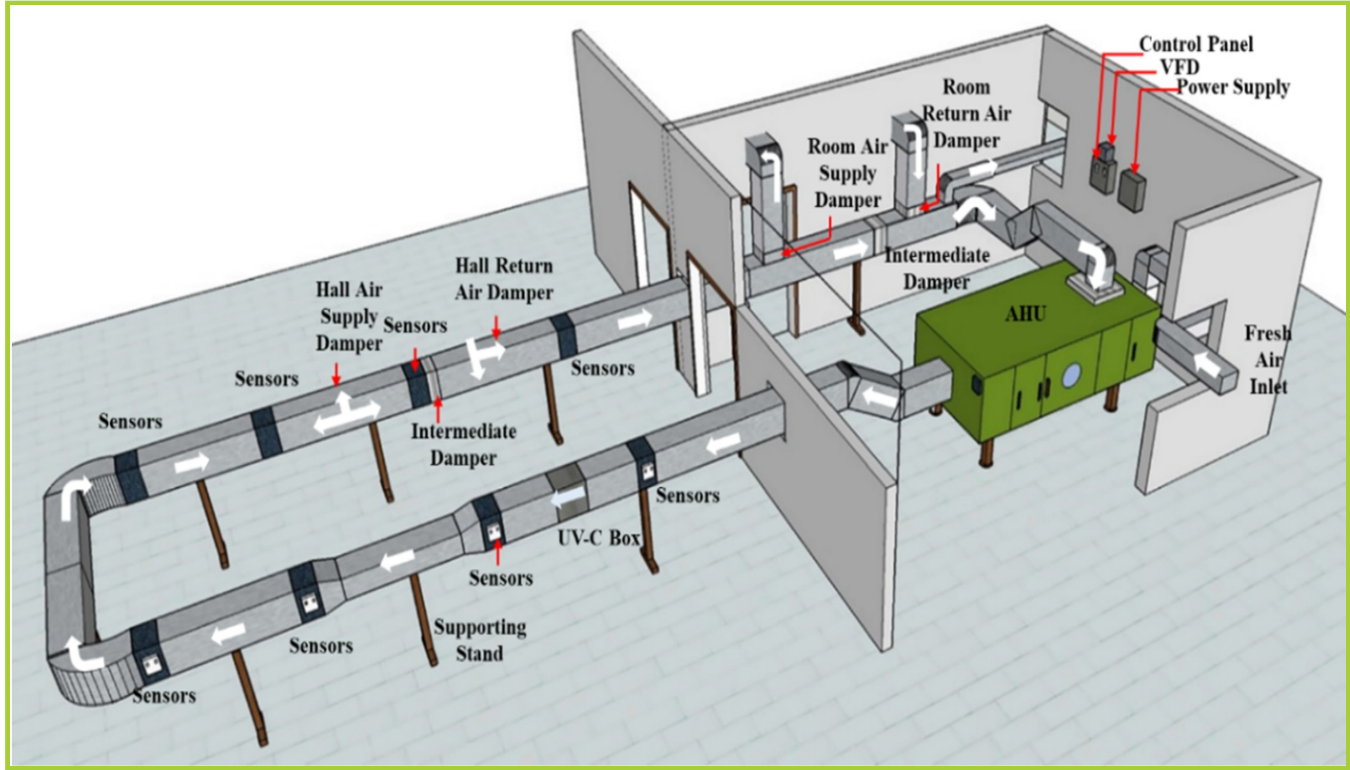


Figure 17: Schematic of the Test Bed Facility on Technology Testing and Evaluation (TTE_{TBF}) at CSIR-CBRI, Roorkee

The UV-C device is customizable and can be designed and fitted into any existing air ducts of AHU. The airborne microbes including bacteria & virus can be rendered inactive by applying controlled UV-C light. The mechanism allows users to install the light source in place easily and remove as and when required for maintenance purposes.



Figure 18: Photos of the Test Bed Facility on Technology Testing and Evaluation (TTE_{TBF}) at CSIR-CBRI, Roorkee

Table 4: Functional Parameters of the Test Bed

Control Parameters	Range
Air velocity	0 – 10 m/s
Air flow rate	0 – 2200 CFM
Cooling side temperature control	Ambient temperature to 16°C
Heating side temperature control	Ambient temperature to 50°C
Humidity control	Ambient humidity to 95%
Mixing ratio	0 – 95%
Duct design	Modular structure

The integrated solution has been deployed in CSIR's own Auditorium at its headquarters, located at New Delhi, Indian Parliament Buildings and is being deployed in auditoria and large meeting spaces in all CSIR laboratories and other several types of buildings located in different regions of the country. The AICTE has advised all the centrally and state funded universities / institutions to deploy UV-C disinfectant solutions developed by CSIR-CBRI, CSIR-CSIO etc. in their buildings.

Table 5: Industry Partners for UV-C Disinfection Technologies

Sl. No.	Name of Industry	Sl. No.	Name of Industry
1	Aarco Engineering Projects Pvt. Ltd., Gate No.77,Plotno.7,8, Jyotiba Nagar, Nigadi-Talawade Road, Talawade, Pune, Maharashtra - 412114 tasneem@aarcoair.com	6	Saras Engineering and Projects Pvt. Ltd. C 5/2, LaneNo.2, Road No.2, Vikrampuri, Secunderabad,Telangana-500009 johnson.seaprojects@gmail.com
2	Flexatherm Expanllow Pvt. Ltd. 354,GIDC Industrial Estate, Makarpura, Vadodara, Gujarat-390010 sales@flexatherm.com	7	Indicare Health Solutions Pvt. Ltd. New Delhi SecondFloor, A-18/B1 Extn., Mathura Road, Mohan Cooperative Industrial Estate, South Delhi, Delhi,110044 rashmi.wadhwa@indicare.co.in
3	AeonCreationsPvt. Ltd. Mumbai, INDIA. J-79, MIDC, MIDC Road, Tarapur, Palghar, Maharashtra-401506	8	Devintec Electrical Technologies Jalandhar, Punjab Grand Trunk Rd, Pragpur Village, Jalandhar,Punjab- 144010 dttenders@gmail.com
4	Shreeson Technologies Pvt. Ltd., Nashik, Maharashtra H- I661 - 1668,MIDC,AMBAD, Nashik,Maharashtra shreeson.acc@gmail.com	9	SRIASEngineeringPvt. Ltd., 1805, Pegasus B Block MeenakshiSkylounge, Khanamet, Rangareddy Hyderabad, Ranga Reddy, Telangana -500084 bd@euroteckindia.com
5	Reiz Electrocontrols Pvt. Ltd. Manesar, Gurugram 321, REIZ Electro Controls Pvt. Ltd., Sector-7, Phase-II, IMTMANESAR, Gurgaon, Haryana - 122050 sidhartha@reizindia.com ; atul@reizindia.com	10	Ozone Research & Application (I) Pvt.Ltd., Nagpur-440010. M.S. 902, Abhang, Kharetown, Dharampeth, Nagpur, Maharashtra - 440010 marketing@oraip.com

11	CenauraTechnologies Pvt. Ltd., Hyderabad FT-3-G, Block-A, Jain Srikar Aurovil, Khanamet, Madhapur, Hyderabad, Telangana - 500081 prabhaker.yasa@cenaura.com; ragini.ravikiran@cenaura.com	23	Quality Needs Automotives Pvt. Ltd. G-1/167D, RIICoIndustrial Area, Lid Centre, Khushkhara, Bhiwadi, Alwar, Rajasthan -301019 qneeds.auto@gmail.com
12	Ideamines Management Consultants Pvt. Ltd., P2/21/E, Gautam Buddha Nagar, UttarPradesh - 201301 pramendrasri@ideamines.com	24	TICEON-HSELLP Pvt. Ltd. 267/425, Ottaplakkal Building, Chingavanam, Kottayam, Kottayam, Kerala - 686531 ticeonhse@gmail.com
13	Penguins India 2 nd Floor, Plot No.C/6, Commercial Plot, Civil Township, Rourkela, Sundargarh, Odisha - 769004 pradyot@alfaindia.com	25	AlphaLinear Plot No.V.55,2 nd Stage Peenya Industrial Estate, Bangalore-560058. shakeer@alphalinear.co.in alpl@alphalinear.co.in
14	Softrays Power Solutions KP-11-373, SOFTRAYS POWERSOLUTIONS, NALANCHIRA, NALANCHIRA P.O, Thiruvananthapuram, Kerala,695015 softrayspowersolutions@gmail.com	26	Koyna Engineers 106, MIDC, Satpur,Nashik, Maharashtra - 422007 koynaeng.nsk1@gmail.com
15	KIRITE Engineering, 126, GaneshColony, Jalgaon - 425001 Works:8,316/1/2, Manyarkheda, Nr. MIDC, Jalgaon.(M.S) kiritgroup@gmail.com	27	Ultrafresh MarketingPvt.Ltd. 2 nd Floor, CB344, Ring Road Naraina, New Delhi, 110028 info@ultrapureindia.in drmanisha.k@ultrapureindia.in
16	Chola Geoenergy Pvt. Ltd. Thanjavur, Tamilnadu C4,Third Floor,C142, Jaisree Towers, 6 th CrossEast, Thillai Nagar, Tiruchirappalli,Tamil Nadu - 620018 sales@cgpl-in.com	28	Unisem ElectronicsPvt. Ltd. 193,18thAmain,4thCrossRoad,6 th Block,Koramangala, Bangalore-560095 elias@unisemindia.com
17	BDS Décor & Prefab Pvt. Ltd. Chandigarh Plot No.181,Phase1,IndustrialArea, Chandigarh,Chandigarh-160002 bdsprefabbds@gmail.com	29	Synergy Enterprises 136-140/80, Industrial Area,Phase1,Chandigarh synergy1042@yahoo.co.in
18	Laddha Enterprises Akola, Nagpur PROZONE,Opp.BirlaGateNo.2, BirlaRoad, TapdiaNagar,AKOLA-444005 laddhacoooling@gmail.com	30	Magneto Cleantech Pvt. Ltd. 9/22 Nehru Enclave, New Delhi - 110019 bhanu@magneto.in
19	SukrutUVSystemsPvt.Ltd. Sr.no. 24, Plot No.1A/1B, NARHE, HAVELI, Pune, Maharashtra - 411041 nagesh.k@sukrutuv.com ; milind.joshi@sukrutuv.com	31	Paras Defence& Space Technologies Ltd. D-112, TTC Industrial Area, MIDC Industrial Area, Shiravane, Nerul, Navi Mumbai, Maharashtra - 400706 amit@parasdefence.com
20	ABS AIRTech. Pvt.Ltd. PlotNo.37A,Sector-37,Phase-VI,UdyogVihar, Gurgaon - 122001 anchalabsairtech@gmail.com ; absairtechpvtltd@gmail.com	32	MG Cooling Solutions 17, Sector 1, Pocket 1, Dwarka, Delhi – 110075 hina.gupta@mgcs.net.in
21	Elite AirTechniques Pvt. Ltd. Bahadurgarh, 17, Sector-16, HSIDC, Bahadurgarh, Jhajjar, Haryana -124507 mudit.aggarwal@eflow.in	33	Aadvik Design Solutions Plot No. C-15, Industrial Area Phase 1, Sector 75, SAS Nagar (Mohali), Punjab-160055 aadvikdesigns@gmail.com
22	Airific Systems Pvt. Ltd. Noida FirstFloor,BC-6, Advant Navis Business Park, Near Shadra Village, Sector-142, Noida, Gautam Buddha Nagar, UttarPradesh - 201305 sales@uvheal.in uvheal.inchandra.shekhar@uvheal.in		

Contact Details for UV-C Retrofit and Standalone Air Disinfection & Purification Technologies:

- (i) CSIR-Central Scientific Instrumentation Organization, Sector - 30C, Chandigarh-160030
Phone No.: (+91)-172-2657190
Email: director@csio.res.in, head.bdpm@csio.res.in, harry.garg@csio.res.in
- (ii) CSIR-Central Building Research Institute (CBRI), Roorkee, District: Hardwar. PIN: 247667
Phone No.: (+91)-1332 – 272243, 272391, 283393
Email: director@cbri.res.in, ng@cbri.res.in, ashokkumar@cbri.res.in

(B) Non-UV-C based Disinfectant Solutions:

There are numerous non-UV based disinfectant solutions developed by CSIR labs and should be used appropriately.

(i) Bench -Scale Air Purification Scrubber (BAPS) for COVID-19 Impacted Areas

Four versions of standalone/passive unit of BAPS system have been developed for varying air volumes for indoor applications (Figure 19). These are being treated with varying scrubbing agents in wet and dry mode using standard disinfectants (Anionic Soap + Anti Foam CSIR-IIP, CSIR-CIMAP Oil), Aerosol of CSIR-CFTRI, dry scrubbing with safe salts. The ambient air microbial load reduction in terms of bacteria and fungi is assessed at different COVID impacted areas, viz., hospitals, schools, temple with use of BAPS and substantial reduction is observed. More calibration studies are going on. The BAPS with dry scrubbing mode has been evaluated for virucidal efficiency at CSIR-CCMB, and showed encouraging results. Further studies on systems' calibration and saturation are going on.



(a) Low Volume - Version 1



(b) Medium Volume - Version 2



(c) Low Volume – Version 3

Figure 19: Bench - Scale Air Purification Scrubber (BAPS)**(ii) Ozone-based Air Disinfection System**

An ozone-based air disinfection system has been designed, developed by CSIR- NEERI, and standardized for only closed un-occupied closed chambers and validated for various process design parameters such as ozone concentration, exposure time, temperature, relative humidity, mixing requirement and functional relationships were established. The system is validated for efficacy and safety with 5 indicative pathogens in BSL-II Facility and residual ozone was ensured using 3S (sensors, scrubbing, sensory) method and is in-line with FDA, EPA, OSHA and CPCB guidelines. The system is water and chemical-residue-free.

(iii) Essential Oil based Disinfectant CIM-RESPCOOL

The CSIR-Central Institute of Medicinal and Aromatic Plants (CSIR-CIMAP) has developed a formulation for use in diffusers in hospital wards or even houses to sanitize air (Figure 20). The formulation incorporates oils from traditionally used herbs and spices. The selection of the ratio of the essential oils is based on the toxicity data of International Fragrance Association (IFRA). The formulation has been found to inhibit SARS-Cov-2 virus in culture conditions and reduces the load of other microbes when used in enclosed rooms. It has also been found to be helpful in bronchospasms and also free of any mucous membrane or skin irritation as observed in Swiss albino mice. Observational studies upon inhalation exposure in mice did not result in any abnormal behaviour even up to 72 hours and also did not alter the Hemodynamics (ECG, BP or MAP) in experimental rodent models. The formulation also has a neutralizing effect on the cytokine storm that generally follows during the pathogenesis of respiratory infections like COVID-19. The detailed toxicity studies relating to acute oral, nose only inhalation, whole body exposure, dermal sensitization, skin irritation and sub acute oral toxicity have been carried out under GLP conditions and found to be non-toxic in nature.



Figure 20 : Essential Oil based Air Disinfection CIM-RESPCOOL



Figure 21 : Essential Oil based Air Disinfection Solution

(iv) Essential Oil based Disinfectant Solution and Fumigation System

The Essential Oil (EO) based air disinfection solution and fumigation system has been developed by CSIR-Central Food Technological Research Institute (CSIR-CFTRI), Mysuru (Figure 21). All the ingredients used are food grade with GRAS status. These multi-option disinfection solutions have been tested and validated for antimicrobial efficacy, both for air and surface disinfections, benchmarked with standard Hypochlorite solutions and also validated with indicative pathogens with >4 log reduction. These are low-cost formulations.

The sensory attributes were pleasant and there was no skin/eye irritation. The 3rd party validation has been conducted in MoEF/FSSAI/CPCB approved laboratory. The product is also superior and safer as compared to disinfectant products available in the market. Additional validation on COVID-19 virus has also been carried out at CSIR-CCMB having 99% Viral reduction or disinfection. The "Essential Oil based Air Disinfection Solution for COVID-19" and the Process Know - How has been transferred to two industries: (i) Nontoxic.in, Eranielkall, Kozhikode, Kerala, and (ii) Shizen Bio, East Godavari, Andhra Pradesh.

Feedback:

If you are a subject area expert or a professional dealing with the issues addressed in this document, and if you have any suggestions for improvements, feel free to contact us via: director@iip.res.in, director@cbri.res.in, director@csio.res.in, director@imtech.res.in, ashokkumar@cbri.res.in

Team Members:

The Version 2.0 (2022) of the guidelines is prepared by the CSIR's Task Force on “**Devices like Wayu for indoor control of Corona Virus (Air Purifiers etc.)**”.

The Members of the Team are:

1. **Dr. Anjan Ray**, Director, CSIR-Indian Institute of Petroleum, Dehradun (Chairman)
2. **Dr. N. Gopalakrishnan**, Director, CSIR-Central Building Research Institute, Roorkee
3. **Prof. S. Anantha Ramakrishna**, Director, CSIR-Central Scientific Instrumentation Organization, Chandigarh
4. **Dr. Sanjeev Khosla**, Director, CSIR- Institute of Microbial Technology, Chandigarh
5. **Dr. Prabodh Trivedi**, Director, CSIR- Central Institute of Medicinal and Aromatic Plants, Lucknow
6. **Dr. Sridevi Annapurna Singh**, Director, CSIR-Central Food Technological Research Institute, Mysuru
7. **Dr. Ashok Kumar**, Outstanding Scientist & Head, Architecture & Planning and Mentor, Building Energy Efficiency, CSIR- Central Building Research Institute, Roorkee
8. **Dr. Kishor S. Kulkarni**, Scientist, CSIR-Central Building Research Institute, Roorkee
9. **Dr. Chandan Swaroop Meena**, Scientist, CSIR-Central Building Research Institute, Roorkee
10. **Dr. Tabish Alam**, Scientist, CSIR-Central Building Research Institute, Roorkee
11. **Dr. Nagesh Babu Balam**, Sr. Scientist, CSIR-Central Building Research Institute, Roorkee
12. **Er. (Mrs) B. Padma S. Rao**, Chief Scientist and Head, Legal and Environmental Policy Division, CSIR - National Environmental Engineering Research Institute, Nagpur
13. **Dr. Hari Om Yadav**, Sr. Principal Scientist, & Group Leader, CSIR-Mission Mode Projects, Innovation Management Directorate, CSIR Hq., New Delhi
14. **Dr. Sandeep Mudliar**, Sr. Principal Scientist, CSIR- CFTRI, Mysuru
15. **Dr. C.S. Vivek Babu**, Principal Scientist, CSIR-CFTRI, Mysuru
16. **Dr. Anirban Pal**, Sr. Principal Scientist, CSIR- Central Institute of Medicinal and Aromatic Plants, Lucknow.
17. **Dr. Ashwini Kumar**, CSIR- Institute of Microbial Technology, Chandigarh
18. **Dr. Harry Garg**, Sr. Principal Scientist, CSIR-Central Scientific Instrumentation Organization, Chandigarh
19. **Sh. Supankar Das**, STO, CSIR-Central Scientific Instrumentation Organization, Chandigarh
20. **Sh. Nishant Raj Kapoor**, CSIR-CBRI, Roorkee
21. **Ms. Chava Jahnavi**, CSIR-CBRI, Roorkee
22. **Ms. Renu Premi**, CSIR-CBRI, Roorkee
23. **Ms. Simran Taneja**, CSIR-CBRI, Roorkee
24. **Ms. Kritika Bisht**, CSIR-CBRI, Roorkee

References:

1. National Building Code, 2016 (NBC), Bureau of Indian Standards, New Delhi.
2. IS:3362. Code of Practice for Natural Ventilation of Residential Buildings, Bureau of Indian Standards, New Delhi.
3. EN 16798-1& 2:2019: Energy performance of buildings - Ventilation for buildings - Part 1: Indoor environmental input parameters for design and assessment of energy performance of buildings addressing indoor air quality, thermal environment, lighting and acoustics.
4. REHVA, COVID 19 Guidance, version 4.0. How to Operate HVAC and other Building Service Systems to prevent the spread of the SARS –CoV-2 Disease in Workplaces, November, 2017.
5. WHO – Roadmap to Improve and Ensure Good Indoor Ventilation in the Context of COVID-19, January, 2021.
6. ISHRAE, COVID -19 Guidance Document for Air Conditioning and Ventilation. Indian Society of Heating, Refrigerating & Air Conditioning Engineers (ISHRAE), 2020.
7. ASHRAE Standard 62.2-2019: Ventilation and Acceptable Indoor Air Quality in Residential Buildings. Atlanta.
8. ASHRAE Standard 185.1-2020: Method of Testing UV-C Lights for Use in Air-Handling Units or Air Ducts to Inactivate Airborne Microorganisms.
9. ASHRAE Standard 185.2-2020: Method of Testing Ultraviolet Lamps for Use in HVAC & R Units or Air Ducts to Inactivate Microorganisms on Irradiated Surfaces.
10. ASHRAE standard 52.2-2012. Method of Testing General Ventilation Air-Cleaning Devices for Removal Efficiency by Particle Size.
11. European standard (EN 779-2012|EN 1882:2009). Efficiency of Filters for the Ventilation of Buildings.
12. Mingyue et al. (2021). Review and Comparison of HVAC Operation Guidelines in Different Countries during COVID-19 Pandemic, Building & Environment, 2021.
13. Tom Lipinski et al.(2020). Review of Ventilation Strategies to reduce the Risk of Disease Transmission in High Occupancy Buildings, International Journal of Thermofluids, 7-8 (2020) 100045.
14. Arsen K. Melikov(2020). COVID-19: Reduction of airborne transmission needs paradigm shift in ventilation. Building and Environment, Volume 186, Dec. 2020, 107336.
15. Nehul Agarwal, Chandan Swaroop Meena, Binju P Raj, Lohit Saini, Ashok Kumar, N. Gopalakrishnan, Anuj Kumar, Nagesh Babu Balam, Tabish Alam, Nishant Raj Kapoor, Vivel Aggarwal (2021). Indoor air quality improvement in COVID-19 pandemic: Review, Sustainable Cities and Society, 70(2021) 102942.
16. IS:875 (Part 3): Wind Loads on Buildings and Structures. Bureau of Indian Standards, New Delhi.
17. Ishwar Chand and P.K. Bhargava (1999). Climatic Data Handbook. CSIR-CBRI, Roorkee.
18. Handbook on Functional Requirements of Buildings, SP:41. Bureau of Indian Standards, New Delhi.

Participating CSIR Laboratories:

