

सां/No. : 5-1(49)/2008-PD

Dated 14.11.2023

प्रेषक : संयुक्त सचिव (प्रशासन)

From : Joint Secretary (Admn.)

सेवा में : सी.एस.आई.आर. की सभी राष्ट्रीय प्रयोगशालाओं/संस्थानों/मुख्यालय/एककों के निदेशक/प्रधान

To : The Directors/Heads of all CSIR National Labs./Instts./Hqrs./Units

विषय : प्रत्येक वर्ष 1 अक्टूबर से 80 वर्ष और उससे अधिक आयु के अति वरिष्ठ पेंशनभोगियों के लिए फेस ऑथेंटिकेशन के माध्यम से डिजिटल जीवन प्रमाणपत्र की सुविधा - तत्संबंधी।

Sub. : Facilitation of Digital Life Certificate through Face Authentication for Super Senior Pensioners aged 80 years and above from 1st October every year - reg.

महोदय/Sir / महोदया/Madam,

मुझे, उपरोक्त विषय पर भारत सरकार, कार्मिक, लोक शिकायत और पेंशन मंत्रालय, पेंशन और पेंशनभोगी कल्याण विभाग के दिनांक 25.09.2023 के कार्यालय ज्ञापन सं 1(2)/2023-P&PW(H)-8869 को आपकी जानकारी, मार्गदर्शन और अनुपालन के लिए अग्रेषित करने का निदेश हुआ है।

2. सभी सीएसआईआर प्रयोगशालाओं/संस्थान/इकाइयों/मुख्यालय से अनुरोध है कि वे पेंशन वितरण प्राधिकरण (अर्थात सीएसआईआर बैंक या बैंक) को हर साल 1 अक्टूबर से 80 वर्ष और उससे अधिक आयु के सुपर वरिष्ठ पेंशनभोगी/पारिवारिक पेंशनभोगियों द्वारा जीवन प्रमाण पत्र जमा करने के लिए उपयुक्त व्यवस्था करने के लिए आवश्यक निर्देश जारी करें।


3. इस संबंध में बैंक शाखाओं को उचित निर्देश भी जारी किये जाएं।

I am directed to forward herewith the Government of India, Ministry of Personnel, Public Grievances and Pensions, Department of Pension and Pensioners' Welfare, Office Memorandum No. 1(2)/2023-P&PW(H)-8869 dated 25.09.2023 on the above mentioned subject for your information, guidance and compliance.

2. All CSIR Labs./Instts/Units/Hqrs. are requested to issue necessary instructions to Pension Disbursing Authority (i.e. CSIR Lab. or Bank) to make suitable arrangements for submission of life certificate by the super senior pensioner/family pensioners aged 80 years and above from 1st October of every year.

3. In this regard, suitable instructions to Bank Branches may also be issued.

भवदीय/Yours faithfully,


(छेरिंग तोबदन/ Chhering Tobden)

व. उप सचिव (नीति प्रभाग) / Sr. Deputy Secretary (PD)

संलग्न/Encl. : यथोपरि/As above

प्रतिलिपि/Copy to:

1) सी.एस.आई.आर. वेबसाइट/ CSIR Website.

2) कार्यालय प्रति/Office copy.

OFFICE MEMEORANDUM

Sub: Facilitation of Digital Life certificate through Face Authentication for Super Senior Pensioners aged 80 years and above from 1st October every year- reg.

The undersigned is directed to refer to Department of Pension and Pensioners' Welfare's OM No. 1/20/2018-P&PW(E) dated 18/7/2019 (copy enclosed) regarding provisions of submission of life certificate for super senior pensioners aged 80 years and above from 1st October to every year.

2. In view of the Digital Life Certificate through Face Authentication Technology, it is now possible that each and every citizen can submit Digital life certificate either from home using android smartphone or bank branch.


3. It is suggested that all Banks may utilize the various platforms for creating awareness of the convenience of obtaining a Life Certificate by using the Face Authentication Technology. The following steps may be taken by the Banks:-

- i. SMS/ emails/ Whats App message may be sent to the pensioner with link of SOP of Face Authentication to empower the Super Senior Pensioner to submit their Life Certificate through Face Authentication Technology through their Android phone. (Youtube link of SOP: https://www.youtube.com/watch?v=MT4z_dDfdFY Hindi: <https://www.youtube.com/watch?v=JbWZJkm-PB0&t=11s>).
- ii. Banks may circulate the SOP on DLC through Face Authentication (copy enclosed) through email to concerned officials of Banks to enable them to get familiar with the usage of this technology.
- iii. Facilitate bed-ridden/hospitalized pensioners for submission of life certificate of by deputing Doorstep banking executives.
- iv. Banks may run widely publicize the methodology for submitting DLC by pasting information posters in branches/ATMs.

Cont... 2

4. Necessary instructions may be issued to all the Bank branches to make suitable arrangements for submission of Life Certificate by the super senior pensioners/family pensioners aged 80 years and above from 1st October of every year.

Encl: (1) OM No. 1/20/2018-P&PW(E) dated 18/7/2019
(2) SOP on Face Authentication.


(रुचिर मित्तल)
निदेशक (पी.डब्लू.)

To

All Pension Disbursing Banks/ Authorities through mail.

Copy to:

1. Secretary, All Ministries/ Departments.
2. Controller General of Defence Accounts.
3. Controller General of Accounts
4. Chief Controller of Pension, Ministry of Finance Department of Expenditure, Bhikaji Cama Place, Rama Krishna Puram, New Delhi.
5. Pensioners' Welfare Associations

No. 1/20/2018-P&PW (E)
Government of India
Ministry of Personnel, Public Grievances & Pensions
Department of Pension & Pensioners' Welfare

3rd Floor, Lok Nayak Bhavan,
Khan Market, New Delhi-110003
Dated: 18.7.2019

OFFICE MEMORANDUM

Subject:- Submission of Life Certificate.

It has been the experience of this Department that the Senior Pensioners i.e. the pensioners 80 years and above are facing a lot of difficulties standing in queues while giving the Life Certificates in November. It has been under the consideration of the Government to provide some relief to such pensioners.

2. It has therefore, been decided by the Government, that Senior Pensioners aged 80 years and above be allowed to give their Life Certificate w.e.f 1st October every year instead of November which would be valid till 30th November of the subsequent year.

3. The remaining pensioners below the age of 80 years may continue to give their Life Certificate in November as per existing provisions of CPAO Scheme booklet.

This has the approval of competent authority.


(Sanjoy Shankar)

Under Secretary to Govt. of India

To

1. Shri Nitesh Kumar Mishra, Chief Controller of Pension, Ministry of Finance Department of Expenditure, Bhikaji Cama Place, Rama Krishna Puram, New Delhi.
2. Shri Adnan Ahmed, DDG(Postal Operations), Dak Bhawan, Patel Chowk, New Delhi.
3. All Pension Disbursing Banks.

Copy for information to

- i. Chairman, Railway Board, Ministry of Railways, Rail Bhawan, New Delhi.
- ii. Secretary, Ministry of Defence.
- iii. Secretary, Department of Ex-Servicemen.
- iv. Secretary, Department of Financial Services.
- v. Secretary, Department of Telecommunication.
- vi. All Chief Secretaries of States.
- vii. O/o CGA.
- viii. Jt. CGDA.



Government of India
DEPARTMENT OF PENSION & PENSIONERS' WELFARE



One of the best practices in digital innovation
launched by Department of Pension & Pensioners'
Welfare.



Government of India
DEPARTMENT OF PENSION & PENSIONERS' WELFARE



DOPPW, in collaboration with UIDAI & MeitY, has launched Face Authentication technology for submission of Digital Life Certificate for enhancing “Ease of Living” of 70 lakhs Central Govt. Pensioners’.



Government of India
DEPARTMENT OF PENSION & PENSIONERS' WELFARE



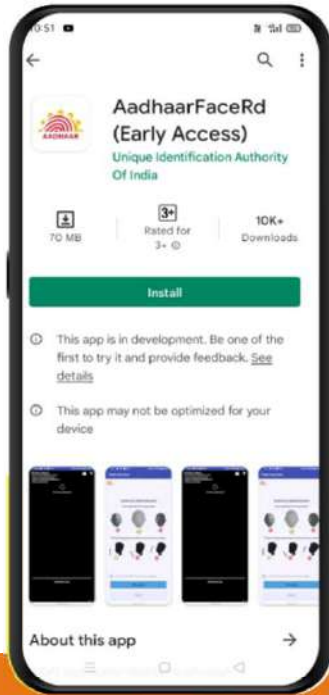
DLC through Face Authentication Technology is based on Aadhaar using Android based smartphone.



Government of India
DEPARTMENT OF PENSION & PENSIONERS' WELFARE



Process of submitting Life Certificate through
“FACE AUTHENTICATION”

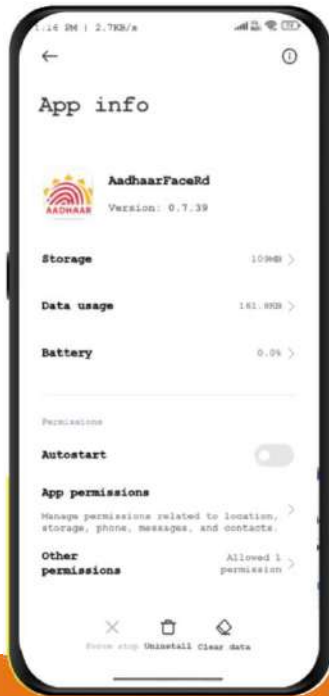


STEP-1

In this step, the pensioner/family pensioner needs to go to the Google Play Store and search for "Aadhaar Face RD (Early Access) Application" by UIDAI (Unique Identification Authority of India) with latest Version (presently 0.7.43).



Government of India
DEPARTMENT OF PENSION & PENSIONERS' WELFARE



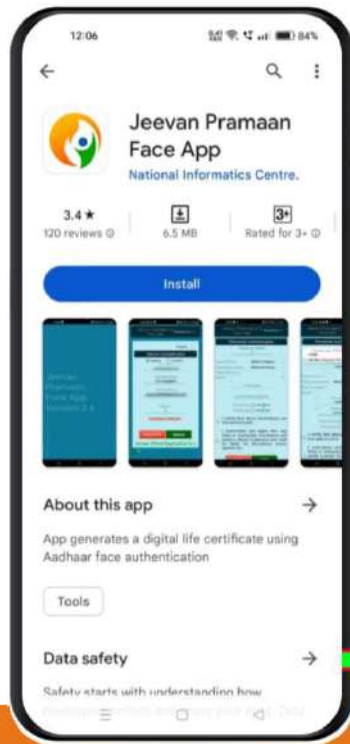
STEP-2

After successfully installing the Aadhaar Face RD App on the device, it will appear in the Settings under App Manager or App Info. This application is used for the background process of the Jeevan Pramaan Application, so it is mandatory to install it.



Government of India

DEPARTMENT OF PENSION & PENSIONERS' WELFARE



STEP-3

Once the Aadhaar Face RD App is installed on your smartphone/Android device, the pensioner/family pensioner needs to download another application called "Jeevan Pramaan" from the Google Play Store with Version 3.6.3.



Government of India
DEPARTMENT OF PENSION & PENSIONERS' WELFARE



STEP-4

After successfully installing both applications, the pensioner/family pensioner should open the "Jeevan Pramaan" application. They will be taken to the "Operator Authentication" screen where they have to provide their personal details as follows:

1. Click on the Aadhaar checkbox.
2. Enter the Aadhaar Number.
3. Enter the Mobile Number.
4. Enter the Email Address.
5. Click on the Submit Button.

- *Please ensure that all the information provided is correct as per the records.**
- *A pensioner/family pensioner/any other person on behalf of pensioner/family pensioner can be an Operator to generate DLC.**
- *All the sections marked with an asterisk (*) are mandatory to fill.**



Government of India
DEPARTMENT OF PENSION & PENSIONERS' WELFARE



The image shows a smartphone screen with the 'Jeevan Pramaan' app interface. The screen displays the 'Operator Authentication' section. At the top, there is a language dropdown set to 'English'. Below this, there are two radio buttons: 'Aadhaar' (selected) and 'Virtual ID'. The form contains the following fields and values:

- 'Enter Aadhaar': 4298 *****
- 'Enter Mobile Number': 987 *****
- 'Enter Email Address': *****@gmail.com
- 'Enter OTP': *****

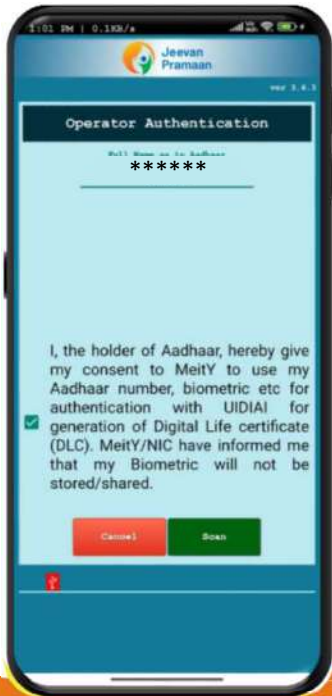
Below the OTP field, the Aadhaar number '40579c585b391287' is displayed in red. At the bottom of the form, there are two buttons: a red 'Resend OTP' button and a green 'Submit' button. A green arrow points to the 'Submit' button. The text 'Pramaan Client Application' is visible at the bottom of the screen.

STEP-5

After providing all the information, the Operator (pensioner/family pensioner/any other person on behalf of pensioner/family pensioner) needs to submit the OTP (One Time Password) sent to their respective mobile number and email address.



Government of India
DEPARTMENT OF PENSION & PENSIONERS' WELFARE




STEP - 6

After submitting the OTP, the Jeevan Pramaan App will take the Operator (pensioner/family pensioner/any other person on behalf of pensioner/family pensioner) to a screen where they have to provide their Name as per Aadhaar. They should click on the checkbox and then click on Scan. The app will request permission for Face Scan, and the pensioner/family pensioner should press "Yes" to continue the process.





Government of India
DEPARTMENT OF PENSION & PENSIONERS' WELFARE



STEP-7

Before the scan, the app will display instructions and guidelines for the face scan. The pensioner/family pensioner should read them carefully. Afterward, they need to click on the "I am aware of this" checkbox to continue and press proceed. The app will capture their face.





Government of India
DEPARTMENT OF PENSION & PENSIONERS' WELFARE



STEP-8

Note:-

1. The operator authentication is a one time process.
2. Pensioner can also be the Operator.
3. After operator authentication, a screen will open for pensioner authentication.
4. One operator can generate DLC of multiple Pensioners.



Government of India
DEPARTMENT OF PENSION & PENSIONERS' WELFARE



STEP-9

After Operator Authentication a screen opens for Pensioner Authentication (Image-1) where they have to provide their personal details as follows:

1. Click the checkbox of Aadhaar.
2. Enter Aadhaar Number.
3. Enter Mobile Number.
4. Enter Email Address (Not Mandatory).
5. Click on the 'Submit' button.
6. On clicking submit button, an option appears on screen 'Enter OTP' (Image-2)
7. Enter OTP and click Submit button

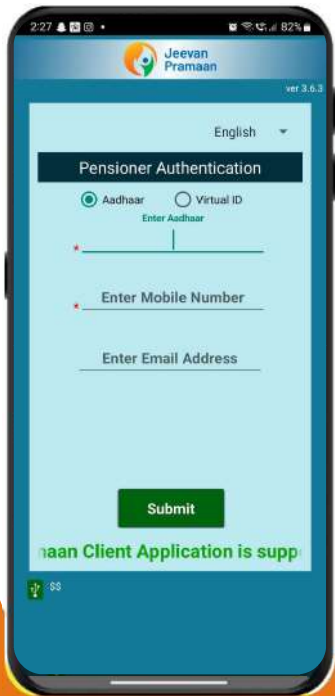


Image-1



Image-2



Government of India
DEPARTMENT OF PENSION & PENSIONERS' WELFARE



STEP-10

After submission of OTP a screen will appear (Image-1) where the following information is to be provided:

1. Full Name as per Aadhaar
2. Type of Pension
3. Sanctioning Authority
4. Disbursing Agency
5. PPO Number
6. Account Number (pension)
7. Click on the declarations
8. Click on Submit button
9. A permission to Confirm will appear on the screen as per Image-2

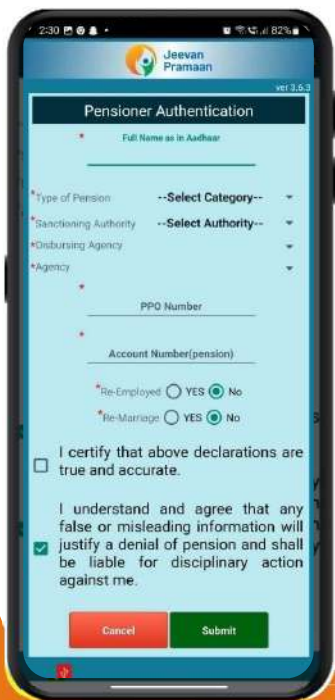


Image-1

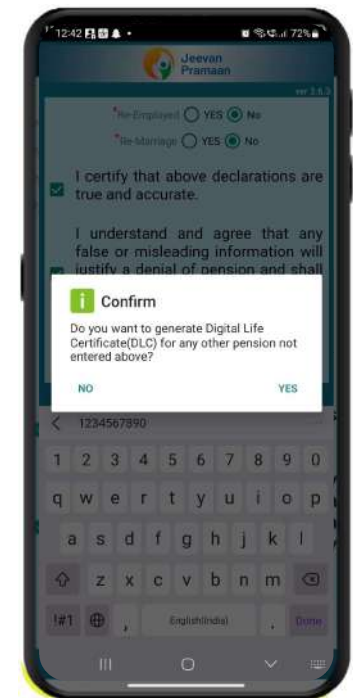
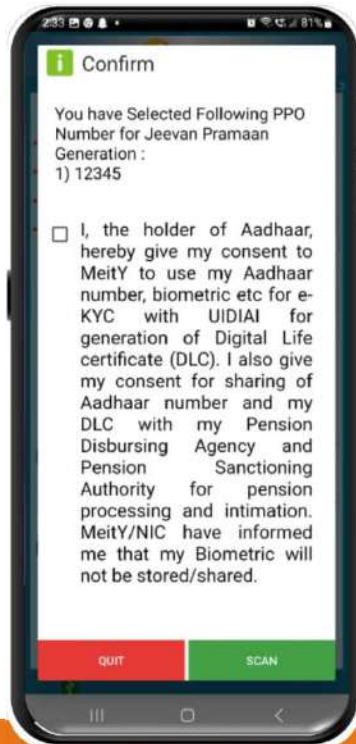


Image-2



Government of India
DEPARTMENT OF PENSION & PENSIONERS' WELFARE



STEP-11

A screen will appear for providing consent and permission for scan .

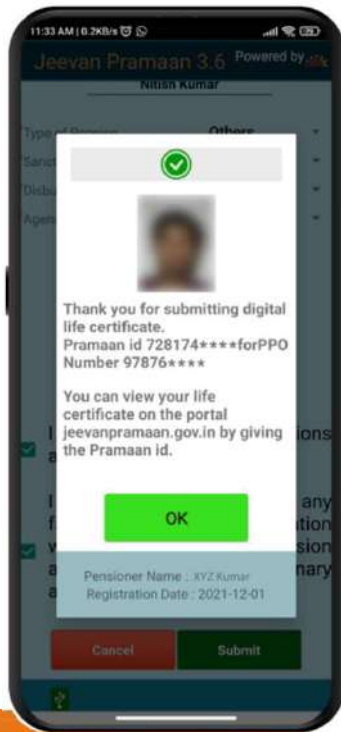
Click on scan.

The process for scanning face will begin.





Government of India
DEPARTMENT OF PENSION & PENSIONERS' WELFARE



After face scanning DLC submission appears on the mobile screen along with the Pramaan ID and PPO no.

*For queries mail us at dlc.doppw@gov.in

*Follow us Facebook and Twitter

 [@facebook.com/DoPPW.India](https://www.facebook.com/DoPPW.India)  [@twitter.com/DOPPW_India](https://twitter.com/DOPPW_India)

*DLC documentary- <https://youtu.be/nNMlkTYqTF8>



Government of India
DEPARTMENT OF PENSION & PENSIONERS' WELFARE



THANK YOU